

Tornillo Independent School District

District Improvement Plan

2021-2022

Accountability Rating: Not Rated: Declared State of Disaster



Public Presentation Date: August 23, 2021

Mission Statement

Tornillo ISD's mission is to educate and empower students to thrive in their postsecondary journey by providing an innovative, nurturing culture of high expectations through collaboration of its stakeholders while maximizing resources.

Vision

Believe we can succeed, with pride we will achieve.

Board Members and Superintendent

BOARD OF TRUSTEES

Marlene Bullard, President

Ida Estrada, Vice-President

Ofelia Bosquez, Secretary

Daniel Dozal, Trustee

Hector Lopez, Trustee

Maria Kika Saldana, Trustee

Enrique Vega, Trustee

SUPERINTENDENT

Rosa Vega-Barrio

Table of Contents

Comprehensive Needs Assessment	4
Demographics	4
Student Learning	8
District Processes & Programs	10
Perceptions	16
Priority Problem Statements	17
Comprehensive Needs Assessment Data Documentation	20
Goals	22
Goal 1: Tornillo ISD will ensure that the performance on all STAAR/ EOC subjects will be at the meets level by incrementally increasing at a rate of 6% per year from 31% in 2019 to 48% by 2024.	23
Goal 2: Tornillo ISD will ensure that the percentage of seniors graduating College, Career, or Military ready will increase from 78% in 2019 to 90% by June 2024.	35
Goal 3: Tornillo ISD in collaboration with the Board of Trustees will engage students, families, teachers/staff, and community members/partners in education in different platforms to carry out the district's vision towards achieving student outcome goals.	53
District Funding Summary	58

Comprehensive Needs Assessment

Demographics

Demographics Summary

Tornillo, Texas is located on State Highway 20 and the Southern Pacific Railroad thirty-five miles south of El Paso in southeastern El Paso County. The Rio Grande boundary with Mexico runs two miles to the south, and Interstate Highway 10 is two miles to the north. The Tornillo school system was established in 1924 and has been an independent district since 1960. The Tornillo Independent School district resides in a rural area that primarily serves Hispanic families of low socioeconomic status. Its proximity to the US/Mexico international border, makes it a culture-rich district.

Administration, faculty, and staff are committed to excellence in all programs to improve student outcomes and enhance the school experience for all students. The school district is comprised of 4 schools: Tornillo High School (grades 9th-12th), Tornillo Junior High School (grades 6th-8th), Tornillo Intermediate School (Grades 3rd-5th), and Tornillo Elementary School (Grades PreK-2nd)

Enrollment by Campus:

Tornillo High School - 330

Tornillo Jr. High School - 224

Tornillo Intermediate School - 181

Tornillo Elementary School - 179

Student Demographics *(As of 10/25/2019)*

With regards to student demographics for the 2019 - 2020 School Year, of its 1,002 students, 491 students are male and 511 are female.

The information below provides additional insight into the makeup of students within the district. Departments and the programs that they oversee utilize their respective resources in order to address the needs of these populations.

STUDENT RACE / ETHNICITY	Count	% Enroll
Hispanic / Latino	911	99.67%
American Indian / Alaskan Native	0	0.00%
Asian	0	0.00%
Black / African American	0	0.00%
Native Hawaiian / Pacific Islander	0	0.00%
White	3	0.33%
Two - or - More	0	0.00%
Total	914	100.00%

STUDENTS BY PROGRAM	Count	% Enroll
Bilingual-One Way Dual Language	217	23.74%
English as Second Language (ESL)	119	13.02%
Alternative Language	29	3.17%
Economic Disadvantage	863	94.42%
Free / Reduced Lunch Participation	551	60.28%
Other Economically Disadvantaged	312	34.14%
Gifted & Talented	60	6.56%
Special Education (SPED)	72	7.88%
Title 1 Participation	914	100.00%
Dyslexia	4	0.44%
At Risk	713	78.01%
Economically Disadvantaged	863	94.421%
Immigrant	6	0.66%
Limited English Proficient (LEP)	514	56.24%
Migrant	30	3.28%
Military Connected	1	0.30%
Foster Care	0	0.00%
CTE Single Parent / Pregnant Teen	0	0.00%
Home Status		
Homeless Status	20	2.19%
Unaccompanied Youth Code - is in physical custody of a parent or legal guardian for the entire school year	20	2.19%
Unaccompanied Youth Code 4 - is NOT in a physical custody of a parent or legal guardian for the entire school year	0	0.00%

Employee Demographics *(As of 10/25/2019)*

Tornillo ISD has a total of 182 employees of which 122 are females and 60 are males. Of Tornillo ISD's 182 employees, 69 are teachers. The information below provides additional insight into the makeup of all employees within the district.

EMPLOYEE RACE / ETHNICITY	Count	%
Hispanic / Latino	171	94.00%
American Indian / Alaskan Native	0	0.00%
Asian	0	0.00%
Black / African American	1	0.50%
Native Hawaiian / Pacific Islander	0	0.00%
White	10	5.50%
Two - or - More	0	0.00%
Total	182	100.00%

TEACHER STATISTICS	Count	%
5 or less years of teaching experience	23	33.50%
6 or more years of teaching experience	46	66.50%
Possess a Master's Degree	17	25.10%
Possess a Doctoral Degree	2	2.90%

Demographics Strengths

- Small learning community that allows for close relationships between students, teachers, administrators, and board members.
- High staff and student morale
- Our teacher population and student population are similar in terms of ethnicity (Hispanic majority)
- Leveled funding for tutoring services for all students in need of academic support at all campuses
- High quality professional development for teachers in order to serve special populations
- Progressive technology programs to address students with different learning styles, traditional and online learning environments.
- Most teachers have been teaching for more than 10 years
- Tornillo staff is collaborative in their teaching approach
- Innovative K-5 and Secondary Scheduling

Problem Statements Identifying Demographics Needs

Problem Statement 1 (Prioritized): Average attendance across all grade levels is below 98% . **Root Cause:** Parent and student awareness and accountability lacks in regards to short and long term effects on student outcomes. Failure to follow attendance procedures at each of the campuses are affecting academic systems and student attendance.

Problem Statement 2 (Prioritized): Minimal completion of the criteria needed to exit the bilingual ESL program. **Root Cause:** Professional development, planning of ELP's and

sheltered instruction lesson development, delivery, and progress monitoring to address language acquisition for ELL identified students has been identified as a high priority.

Problem Statement 3 (Prioritized): TISD is serving 6.56% in the Gifted and Talented Program which is below the Texas average of 7.9%. **Root Cause:** Parent/staff gifted and talented awareness of characteristics and referral are contributing to overall identification rates.

Problem Statement 4 (Prioritized): TISD is serving 1.15% in the Dyslexia Program which is below the estimated 20% population in the nation having dyslexia. **Root Cause:** Lack of response to intervention is contributing to overall low percent of students being served at TISD.

Problem Statement 5 (Prioritized): 9.80% is being served in Special Education, below the federal average of 14%. **Root Cause:** Lack of systems for early screening, response to intervention, assessment, and identification is contributing to overall low percent of students being served in Special Education in TISD.

Student Learning

Student Learning Summary

For 2018-2019, Tornillo ISD earned a B letter grade in the state accountability rating with an overall 87%. In the Student Achievement Domain: Achievement was at a 62 score, senior completion rate was met at 78% with an overall 90 score, while our College, Career, and Military Readiness rating was a 95 score with an overall 78%, being the highest in the region. School Progress Domain was an 89%. Accountability data for 2019-2020 was not gathered due to COVID 19 and will carry the accountability rating through 2021-2022. Tornillo ISD will continue with the ratings from 2018-2019 and all data reflected on problem statements tie back to 2018-2019.

\

STAAR/EOC

<https://txschools.gov/districts/071908/overview>

Tornillo District - B Rating

-

Tornillo High School - B Rating

-

Tornillo Jr. High School - C Rating

-

Tornillo Intermediate School - D Rating

-

Tornillo Elementary School - B Rating (Campus is paired with District)

TELPAS

Kinder-2nd Grade 2021 Composite data - 1.6

3rd Grade - 5th Grade 2021 Composite data - 2.67

6th Grade - 8th Grade 2021 Composite data - 2.6

9th Grade - 11th Grade 2021 Composite data - 2.48

Student Learning Strengths

Tornillo Independent School District
Generated by Plan4Learning.com

- College, Career, and Military readiness is a high focus with steady gains in student enrollment and certification attainment each year
- Students meeting CCMR accountability criteria above regional data.
- Successful Acceleration for all grade levels through flexible scheduling and EDYS
- 1:1 Technology Initiative: 100% of student body has a Technology Device and Mifi network access
- PK-5th Dual Language One-Way Implementation
- K-2nd Grade Bilingual Students reading on level in native language and performing at the same level in second language
- Social Studies meeting the 90% at approaches level
- All students in grade 7th taking Spanish 1 and Spanish 2 with the opportunity of taking AP Spanish in the 8th grade
- All students in grade 7th taking AP math with the opportunity to enroll in Algebra 1 in 8th grade
- 3rd-5th Grade TELPAS Gains provided the campus the full 10 points in the Closing the Gaps Domain in Accountability
- PLTW Implementation in grades K-5
- Implementation of AVID Districtwide
- Partnership with TEA and the RSSP focusing on K-12 Math instruction
- Partnership with Transcend Rural Schools Design to further develop community relationships
- Acquired SAF grant for grades 3-5 for school redesign and implement a blended learning environment.

Problem Statements Identifying Student Learning Needs

Problem Statement 1 (Prioritized): STAAR Writing at the meets level for 4th and 7th grade averages at 13%, target should be at least at a minimum 60%. **Root Cause:** Instructional rounds have yield a lack of K-12th grade professional development, effective lesson planning, effective and consistent delivery of the writing process as specified by the state standards across the grade levels which is affecting state performance in 4th, 8th, English I and English II.

Problem Statement 2 (Prioritized): STAAR ELAR/Reading at the meets level for 3rd-12th grade averages at 23%, target should be at least at a minimum 60% **Root Cause:** Instructional rounds have yield a lack of K-12 grade professional development, effective lesson planning, effective delivery of Tier 1 instruction is creating reading gaps affecting overall performance on on-level standards and state testing.

Problem Statement 3 (Prioritized): STAAR Math at the meets level for 3rd-12th grade averages at 8%, target should be at least at a minimum 60%. **Root Cause:** Instructional rounds have yield a lack of K-12 grade professional development, effective lesson planning, effective delivery of Tier 1 instruction is creating math gaps affecting overall performance on on-level standards and state testing.

Problem Statement 4 (Prioritized): STAAR Science at the meets level for 3rd-12th grade averages at 17%, target should be at least at a minimum 60%. **Root Cause:** Instructional rounds have yield a lack of K-12 grade professional development, effective lesson planning, effective delivery of Tier 1 instruction is creating science gaps affecting overall performance on on-level standards and state testing.

Problem Statement 5 (Prioritized): STAAR Social Studies at the meets level for 3rd-12th grade averages at 20%, target should be at least at a minimum 60%. **Root Cause:** Instructional rounds have yield a lack of K-12 grade professional development, effective lesson planning, effective delivery of Tier 1 instruction is creating Social Studies gaps affecting overall performance on on-level standards and state testing.

Problem Statement 6 (Prioritized): In the third accountability domain of Closing the Gaps, TISD earned 1 out of the 14 indicators. **Root Cause:** Diagnostic needs assessment has indicated a lack of Tier II and Tier III differentiated instruction compared to Tier I.

Problem Statement 7 (Prioritized): The overall 2019 TELPAS averages decreased from 1.8 to 1.6 in K-2nd and decreased from a 2.7 to 2.57 in 3rd-12th. **Root Cause:** Instructional rounds and lesson reviews have yield a lack of K-12 ELPS and Sheltered Instruction Strategies across the content areas.

District Processes & Programs

District Processes & Programs Summary

Curriculum and Instruction

The Curriculum and Instruction design at TISD follows three research based frames: The Effective Schools Framework(Strong School Leadership and Planning, Effective, Well-supported teachers, positive school culture, high -quality curriculum, Effective Instruction), AVID (College and Career Readiness is the outcome of three critical components:Rigorous Academic Preparedness, Opportunity Knowledge, and Student Agency)and the RTI Model (Tier 1-All Students: Core Curriculum based on scientifically validated research, screening, and benchmark testing at least three times a year to determine instructional needs, and ongoing professional development. Tier 2-Limited & targeted support system for students who struggle to meet grade level performance standards: Evidence based, small-group instruction, and clearly articulated intervention implemented w/fidelity. Tier 3-Intense intervention and remediation: remediation of existing problems and prevention of more severe problems or the deveopment of secondary concerns as a result of persistent problems).

Bilingual/ESL

TISD adopted the bilingual model of Dual Language/One Way/50-50 from PK-5th Grade. The model includes delivering instruction in the students' native language in with the purpose of building a strong foundation in literacy and academic skills that will transfer into gradually in to English until it reaches a level of instruction with equal amounts of times for each language. TISD implements an ESL model in grades 6th-12th grade. The ESL model continues to build the strenght by providing Sheltered Instruction strategies in all content areas. Constant and meaningful oportunities to practice all four domains of the second language are offered. Also, targeted support is provided to Els at various stags of language development.

Gifted and Talented

The Tornillo ISD's goal for K-12 G/T students is to ensure that services are comprehensive, structured, sequenced, and appropriately challenging, including options in the four foundation curricular areas, arts, leadership, and creativity as outlined in TEC 29.121 and the Texas State Plan for the Education of Gifted/Talented Students.

Title I, Part A

Tornillo ISD campuses operates under a schoolwide program model. Under the schoolwide program model, students will be provided programs and/or services that: provide opportunities for all students to meet challenging state academics standards; use methods and instructional strategies that strengthen the academic program in the school, increasae the amount and qulity of leanring time, and help provide an enriched and accelerated curriculum, which may include programs, activities, and courses necessary to provide a well-rounded education; and address the needs of all students, but particulary those at risk of not meeting challenging state academic standards. Title I funds provide supplemental support to the following programs: Parent and Family Engagement, Foster Care Education Program, Homeless Education Program, and Private and Non-Profit Schools. Outreach to all parents and families is conducted to connect families and community members to student learning and create a welcoming and inviting culture at all campuses.

Title I, Part C

The Migrant Education Program (MEP) assists identified migrant students overcome the challenges of mobility, cultural and language barriers, social isolation, and other difficulties associated with a migratory lifestyle. It supports high-quality and comprehensive educational programs for migratory children to help reduce the educational disruptions and other problems that result from repeated moves. TISD works in collaboration with Region 19 to effectively run the program and provide all necessary services.

Communities in School (CIS)

Communities in School work directly inside schools, building relationships that empower students to succeed inside and outside the classroom. CIS representatives are committed to providing safe spaces for all students. Struggling students and their families have a hard time accessing and navigating the maze of public and private services. There may be ample resources in a community, but rarely is there someone on the ground who is able to connect these resources with the schools and students that need them most. Through a school-

based coordinator, the CIS program bring community resources into schools to empower success for all students by removing barriers for vulnerable students at risk of dropping out, keeping kids in schools and on the path to graduation and leveraging evidence, relationships and local resources to drive results.

Special Education

The purpose of the Special Education Department is to provide supports to students with disabilities to maximize the potential of each and every student in the least restrictive environment appropriate. Each student's IEPs, accommodations, and modifications are calculated for success. The ultimate goal of the program for students is to excel academically, socially, and behaviorally. Success will mean different things for different students. For some it will mean post-secondary education, and for others it will be learning a vocation. For some students, it will be maintaining their quality of life. The department of Special Education oversees the implementation of a dyslexia program to identify and serve students that display characteristics related to the condition. Students who are diagnosed with dyslexia and become eligible for the program must have a reading intervention program that is systematic, explicit, cumulative, teacher-directed, and multi-sensory.

Guidance and Counseling

The goal of the TISD counseling program is to provide the framework to foster the growth of all students in their educational, career, personal, emotional, and social development. The conceptual framework is developed through the four school counseling program service delivery components of Guidance Curriculum, Individual Planning, Responsive Service, and System Support.

Career and Technical Education

CTE career clusters offer coherent sequences established in the programs of study. The POS provide students with comprehensible and rigorous content in a career path of their choosing. CTE content is aligned with challenging academic standards and applicable technical knowledge and skills needed to prepare for post-secondary education and/or careers in high demand and/or high wage professions. Through CTE students are afforded the opportunity to attain industry-based certification, as prescribed by TEA. Preparation and guidance must begin in Pre-K and continue up through high school graduation.

State Compensatory Education

State Compensatory Education (SCE) is defined in law as programs and/or services designed to supplement the regular education program for students identified as at-risk of dropping out of school (TEC 29.081). Its purpose is to increase the academic achievement and reduce the drop-out rate of these identified students, while its goal is to provide direct instruction to close the achievement gap between children at risk of dropping out of school and their peers. To meet this goal, the Tornillo Independent School District uses student performance data to design and implement appropriate compensatory, intensive, or accelerated instructional services that enable them to be performing at grade level at the conclusion of the school year.

Disciplinary Alternative Education Program (DAEP)/HOPE

The Disciplinary Alternative Education Program (DAEP) provides a positive, highly structured and disciplined educational setting for at risk students. The DAEP/HOPE Academy serves high school and middle school students in one facility.

Summer/Intersessions Intervention Programs

Summer/intersessions intervention programs exist as yet another service for at-risk students. Each campus receives a state compensatory education allotment to serve the needs of their at-risk student population. Campuses utilize these funds to purchase supplemental materials and resources and provide intersession/tutoring sessions to help raise the academic achievement levels of their at-risk population. These programs provide supplemental instructional support for students identified as at-risk based on low performance in core areas. Tutoring may focus on either academic standards or state assessment preparation.

Fine Arts Department

TISD Music program design is to ensure proper music education to all students participating in K-12 grade. Secondary students participating in drumline, choir, and guitar. Our next

steps are for students to participate in concert, marching band, and colorguard. Students will be challenged by learning musical instruments and performing for the community and their school. The program will also allow student to participate in many different music competitions.

Library & Instructional Media Program

The design of TISD Library and Instructional Media Program is the same as the Texas School Libraries, in that libraries within our district are essential interactive collaborative learning environments, ever evolving to provide equitable physical and virtual access to ideas, information, and learning tools for the entire school community. The six components on the core values implemented are: Information Literacy, Inquiry, Reading, Digital Learning, Safe and Nurturing Environment and Leadership.

Technology

The Technology Services department provides innovative tools that enhance teaching and student learning, effective and streamlined solutions for all educational and support staff and fosters technologies that promotes community and parental educational involvement.

Truancy & Chronic Absenteeism

TISD's mission is to partner between our schools, parents and the community to improve student attendance while advancing academic success and ensure all students graduate from high school prepared for a post-secondary pathway. Tornillo ISD's goal for PK-12th grade students is to increase attendance at or above a yearly attendance rate of 98% and decrease chronic absenteeism. A team formed by an At-Risk District Coordinator and an Attendance Officer will be leading the efforts to keep students in school everyday.

Physical Education Program

TISD's physical education design is to ensure proper physical education which includes opportunities for the students to grow in their physical, mental, and social fitness and wellness. Students will be presented opportunities to participate in many activities and lessons to challenge and continue their progress towards the three goals and further their knowledge of physical fitness and the different training methods that go into building the appropriate fitness programs and goals.

Early Childhood Literacy and Math Program

The following is HB3 criteria that must be met by all Texas schools; teacher and principal in grades K-3 must attend reading academies by 2021-2022; requires schools in grades K-3rd to certify that they are providing a phonics curriculum using systematic direct instruction; are prioritizing and placing highly-effective teachers in K-2; the campus has integrated reading instruments to support Pre-K to grade 3 students; and is using the state recommended assessment in grades PK-2nd grade.

District Processes & Programs Strengths

Curriculum and Instruction

The implementation of Instructional Rounds, the Effective Schools Framework, Districtwide AVID, and the RTI model has yielded a focused approach to attain the goals set by the Lone Star Governance Board of Trustees, Staff, and Community by providing immediate instructional feedback to administrators and teachers about instructional practices and how to deliver an effective multi-layered prevention and/or intervention supports in academics, behavior and attendance by directly working with teachers through a push-in model and professional development. Through ongoing professional learning, educators provide learning experiences where every student is challenged, engaged, and develops ownership of their learning.

Bilingual/ESL

TISD is one of a handful districts in Texas working in conjunction with the Texas Education Agency in a pilot program to implement a research based Dual Language and ESL program design matrix that includes specific domains, goal setting, and progress measuring of the models.

Gifted and Talented Program (GT)

G/T students in TISD will be provided the opportunity to work with other gifted/talented student during the school (In-Class Support) day in the foundational areas; math, science, English language arts, reading, and social studies, as well as with non G/T students and independently. G/T students will also be served in the area by which they qualified through modifications/differentiated lessons in the four foundational areas and specialty areas. The number of identified GT students has increased from 4.49% to 6.8% due to increased awareness of GT traits and characteristics and simplified nomination process. Also, all teachers in the district as of June 1, 2021 received thirty hours of GT training as required in the Texas State Plan for the Education of Gifted and Talented Students.

Title I, Part A

All four campuses in TISD are Title I school wide. The school-wide program is designed to upgrade the entire educational program in each of the campuses. Through the Title I, Part A Program the district continues to provide campuses with the resources needed to support our economically disadvantaged students. Data shows that the district continues to make gains in closing the achievement gaps for many of our economically disadvantaged students.

Title I, Part C

The Migrant department offers a wide number of services to parent and students. Parents are invited to workshops to learn how to improve their families quality of life. The Migrant coordinator is in constant communication with teachers of migrant students to know about their academic achievement and to learn the areas of support in which she can intervene. Migrant students receive materials and resources to help them fulfill their needs. They also have the opportunity to attend Summer Camps and field trips during the school year. Also, there is one paraprofessional to attend the academic needs of migrant students during the school day.

Communities In Schools (CIS)

Communities in Schools is a program that provides support services to at-risk students and their families in order prevent student dropout and to help students follow positive paths towards successful futures. TISD implements the use of CIS coordinators at all campuses to help at-risk students overcome obstacles that they sometimes encounter, not only in school, but in other areas of life. The program is composed of six areas: Academic Enhancement and Support, Supportive Guidance and Counseling, Enrichment Activities, Health and Human Services, Parental and Family Engagement, and College and Career Awareness.

Special Education

An Inclusion model is implemented across TISD to allow special education educators to collaborate with core teachers. Inclusion teaching allows for more intense and individualized instruction in the general education setting increasing access to the general education curriculum. Students have an opportunity to increase their understanding and respect for students with special needs. Students with special needs have a greater opportunity for continuity of instruction as the teachers benefit from the professional support and exchange of teaching practices as they work collaboratively. Inclusive teaching involves two or more certified professionals committed to share instructional responsibility for a single group of students primarily in a single classroom specific of content or objectives with mutual ownership, pooled resources and joint accountability.

Guidance and Counseling

Delivery of school counseling program services are organized through sequenced age-appropriate activities designed to impact students' development through the curricular content areas of Intrapersonal Effectiveness, Interpersonal Effectiveness, Postsecondary Education, and Career Readiness and Personal Health and Safety that align with program foundations and domains.

Career and Technical Education Strengths

CTE is an intricate piece of every student's four-year plan. Students are immersed into various career through lecture, hands-on lab work and field experience from Pre-K through

twelfth grade.

State Compensatory Education Strengths

To ensure at-risk students are receiving a meaningful and effective program, TISD funds numerous supplemental programs and personnel in an effort to provide accelerated instructional services for students at risk of dropping out of school. Coaches, Communities in Schools (CIS) coordinators, reading/ESL and lab teachers, Compensatory Education Home-bound Instruction Teacher, instructional aides and library aides. SCE funded personnel participate in professional development that are both related and beneficial to the state compensatory education program and the students served. Professional development is not only key but essential for the delivery of instructional services for at-risk students. In addition to funding positions, programs, and/or activities that are supplemental to the basic instructional program funded through SCE dollars. Due to increased accountability, systems are in place to document the various SCE supplemental programs and or services that are undertaken by the district. Furthermore, additional academic support has been provided to students through the implementation of after/before school tutoring and Saturday school tutoring; such programs also provide teachers and students with materials, supplies and snacks.

Disciplinary Alternative Education Program (DAEP)/HOPE

Academic interventions, are vital to supporting at-risk students, and must be documented per state guidelines. TISD is starting to make it possible for teachers to document the different methods by which they support their Tier III at-risk students online in Eduphoria. To further ensure students are being provided with interventions, campus administrators At-risk indicators are used in an effort to provide the students with a compensatory education program that will address the identified student needs. An At-Risk Coordinator has been added to help guide our campuses on the continuation of services and supports for our at risk population.

Early Childhood Literacy and Math Program

- District partnered and scheduled with Region 19 for teachers to complete all Reading Academy Training
- Phonics Instruction- Dual Language Kinder-2nd Grade use Estrellitas/Escaleras
- Fluency Folder used to Progress Monitor Reading Fluency in grades Kinder-2nd grade
- Instructional Aide was hired to provide intervention support in Spring 2020 for grades K-2nd grade
- Pk - 2nd Reading and Math Coach was hired
- 3rd - 5th Curriculum Coach was hired
- Kinder & 1st Grade Teachers and Aides received Math Academies training by Region 19 -March 2020
- Comprehensive training for all teachers of Dual Language classrooms provided by Dr. Mercuri

Problem Statements Identifying District Processes & Programs Needs

Problem Statement 1 (Prioritized): Implementation of the Texas State Plan for the Education of Gifted/Talented Students at TISD is at the development and implementation level of compliance. **Root Cause:** There had not been an established program design with an actual 5 year goal to get to the exemplary level of compliance as specified by the state plan.

Problem Statement 2 (Prioritized): The TISD Counseling program is at the organization stage of implementation. **Root Cause:** The lack of a program evaluation plan and strategic 5 year plan of implementation and goal setting has yield an unstructured program at each level.

Problem Statement 3 (Prioritized): Implementation of Response to Intervention System is in the development and implementation level of compliance. **Root Cause:** RTI process has not solidified due to lack of consistency and follow up.

Problem Statement 4: TISD is in the third year of implementing the co-teach model across the district. Instructional rounds have yield that the co-teach model is not being implemented as specified by the training received. **Root Cause:** Special Education teachers are not planning with classroom teachers to prepare for the delivery, guided practice, and

modification of student tasks.

Problem Statement 5: Instructional rounds have yield a misalignment of high engagement practices. **Root Cause:** Lack of access to challenging coursework for all students that prepares them for college and career readiness and restricts access to meaningful learning opportunities.

Perceptions

Perceptions Summary

Climate Surveys: Tornillo ISD conducts an annual climate survey for Parents, Staff, and Students to determine the overall perception of each of our stakeholders in the following areas: School Safety & Safe Learning Environments, Accademics, and Access to Different Opportunities.

The following Climate Survey results can be found at https://www.tisd.us/district_accountability/climate_survey

- Parent Survey 2019-2020
- Staff Survey 2019-2020
- Student Survey 2019-2020

Engagement: Structured and planned monthly events such as The Evening w/Superintendent, Coffee w/Principal held at each campus, parent district trainings, and campus sponsored family nights are planned for the whole year.

Well-Rounded Students: Resources and funding have been allocated to provide PK-12 extra-curricular programs and activities based on parent and student feedback for the 2020-2021 school year.

Perceptions Strengths

- The climate survey for the 2019-2020 school year yield positive results for each group.
- Each campus and department developed an action plan that addressed a strength and area of needs improvement that will be implemented for the 2020-2021.
- There has been great success in community, parent, and student attendance in each of the district sponsored events such as The Evening w/Superintendent, Coffee w/Principal held at each campus, and campus sponsored family nights.

Problem Statements Identifying Perceptions Needs

Problem Statement 1 (Prioritized): After school activities are limited to mainly sports for 7th-12th Grade, limiting access to different extra-curricular activities for PK-12th in the areas of fine arts, STEM, non-content based programs to participate in year round. **Root Cause:** Difficult to create extra- curricular activities for after-school with personnel lack of interest to be coordinate programs.

Problem Statement 2 (Prioritized): Community, Parent, and Family Engagement:- Community, Parents and families are not actively engaged in all facets of their child's education. **Root Cause:** Community, Parent Planned Activities need to be structured to address the different ways that the community, parents, families can help their children at home to be successful at school, to include awareness on the multitude of resources provided by the district to support them.

Problem Statement 3 (Prioritized): Limited number of parents completed the annual climate survey at each campus. **Root Cause:** District and campuses need to develop and execute different ways to reach out to community, family, and parents in effort to capture a true representation of the parental component climate survey.

Problem Statement 4: ___% of students obtained certification in the program of study. **Root Cause:** Staff mobility and pandemic challenges hindered the potential increase of certifications.

Priority Problem Statements

Problem Statement 2: Average attendance across all grade levels is below 98% .

Root Cause 2: Parent and student awareness and accountability lacks in regards to short and long term effects on student outcomes. Failure to follow attendance procedures at each of the campuses are affecting academic systems and student attendance.

Problem Statement 2 Areas: Demographics

Problem Statement 6: STAAR Writing at the meets level for 4th and 7th grade averages at 13%, target should be at least at a minimum 60%.

Root Cause 6: Instructional rounds have yield a lack of K-12th grade professional development, effective lesson planning, effective and consistent delivery of the writing process as specified by the state standards across the grade levels which is affecting state performance in 4th, 8th, English I and English II.

Problem Statement 6 Areas: Student Learning

Problem Statement 18: Implementation of the Texas State Plan for the Education of Gifted/Talented Students at TISD is at the development and implementation level of compliance.

Root Cause 18: There had not been an established program design with an actual 5 year goal to get to the exemplary level of compliance as specified by the state plan.

Problem Statement 18 Areas: District Processes & Programs

Problem Statement 15: After school activities are limited to mainly sports for 7th-12th Grade, limiting access to different extra-curricular activities for PK-12th in the areas of fine arts, STEM, non-content based programs to participate in year round.

Root Cause 15: Difficult to create extra- curricular activities for after-school with personnel lack of interest to be coordinate programs.

Problem Statement 15 Areas: Perceptions

Problem Statement 3: Minimal completion of the criteria needed to exit the bilingual ESL program.

Root Cause 3: Professional development, planning of ELP's and sheltered instruction lesson development, delivery, and progress monitoring to address language acquisition for ELL identified students has been identified as a high priority.

Problem Statement 3 Areas: Demographics

Problem Statement 7: STAAR ELAR/Reading at the meets level for 3rd-12th grade averages at 23%, target should be at least at a minimum 60%

Root Cause 7: Instructional rounds have yield a lack of K-12 grade professional development, effective lesson planning, effective delivery of Tier 1 instruction is creating reading gaps affecting overall performance on on-level standards and state testing.

Problem Statement 7 Areas: Student Learning

Problem Statement 17: The TISD Counseling program is at the organization stage of implementation.

Root Cause 17: The lack of a program evaluation plan and strategic 5 year plan of implementation and goal setting has yield an unstructured program at each level.

Problem Statement 17 Areas: District Processes & Programs

Problem Statement 14: Community, Parent, and Family Engagement:- Community, Parents and families are not actively engaged in all facets of their child's education.

Root Cause 14: Community, Parent Planned Activities need to be structured to address the different ways that the community, parents, families can help their children at home to be successful at school, to include awareness on the multitude of resources provided by the district to support them.

Problem Statement 14 Areas: Perceptions

Problem Statement 4: TISD is serving 6.56% in the Gifted and Talented Program which is below the Texas average of 7.9%.

Root Cause 4: Parent/staff gifted and talented awareness of characteristics and referral are contributing to overall identification rates.

Problem Statement 4 Areas: Demographics

Problem Statement 8: STAAR Math at the meets level for 3rd-12th grade averages at 8%, target should be at least at a minimum 60%.

Root Cause 8: Instructional rounds have yield a lack of K-12 grade professional development, effective lesson planning, effective delivery of Tier 1 instruction is creating math gaps affecting overall performance on on-level standards and state testing.

Problem Statement 8 Areas: Student Learning

Problem Statement 16: Implementation of Response to Intervention System is in the development and implementation level of compliance.

Root Cause 16: RTI process has not solidified due to lack of consistency and follow up.

Problem Statement 16 Areas: District Processes & Programs

Problem Statement 13: Limited number of parents completed the annual climate survey at each campus.

Root Cause 13: District and campuses need to develop and execute different ways to reach out to community, family, and parents in effort to capture a true representation of the parental component climate survey.

Problem Statement 13 Areas: Perceptions

Problem Statement 1: TISD is serving 1.15% in the Dyslexia Program which is below the estimated 20% population in the nation having dyslexia.

Root Cause 1: Lack of response to intervention is contributing to overall low percent of students being served at TISD.

Problem Statement 1 Areas: Demographics

Problem Statement 9: STAAR Science at the meets level for 3rd-12th grade averages at 17%, target should be at least at a minimum 60%.

Root Cause 9: Instructional rounds have yield a lack of K-12 grade professional development, effective lesson planning, effective delivery of Tier 1 instruction is creating science gaps affecting overall performance on on-level standards and state testing.

Problem Statement 9 Areas: Student Learning

Problem Statement 5: 9.80% is being served in Special Education, below the federal average of 14%.

Root Cause 5: Lack of systems for early screening, response to intervention, assessment, and identification is contributing to overall low percent of students being served in Special

Education in TISD.

Problem Statement 5 Areas: Demographics

Problem Statement 10: STAAR Social Studies at the meets level for 3rd-12th grade averages at 20%, target should be at least at a minimum 60%.

Root Cause 10: Instructional rounds have yield a lack of K-12 grade professional development, effective lesson planning, effective delivery of Tier 1 instruction is creating Social Studies gaps affecting overall performance on on-level standards and state testing.

Problem Statement 10 Areas: Student Learning

Problem Statement 11: In the third accountability domain of Closing the Gaps, TISD earned 1 out of the 14 indicators.

Root Cause 11: Diagnostic needs assessment has indicated a lack of Tier II and Tier III differentiated instruction compared to Tier I.

Problem Statement 11 Areas: Student Learning

Problem Statement 12: The overall 2019 TELPAS averages decreased from 1.8 to 1.6 in K-2nd and decreased from a 2.7 to 2.57 in 3rd-12th.

Root Cause 12: Instructional rounds and lesson reviews have yield a lack of K-12 ELPS and Sheltered Instruction Strategies across the content areas.

Problem Statement 12 Areas: Student Learning

Comprehensive Needs Assessment Data Documentation

The following data were used to verify the comprehensive needs assessment analysis:

Improvement Planning Data

- District goals
- Covid-19 Factors and/or waivers for Assessment, Accountability, ESSA, Missed School Days, Educator Appraisals, etc.

Accountability Data

- Texas Academic Performance Report (TAPR) data
- Student Achievement Domain
- Student Progress Domain
- Closing the Gaps Domain
- Effective Schools Framework data
- Comprehensive, Targeted, and/or Additional Targeted Support Identification data
- Accountability Distinction Designations
- Federal Report Card Data
- RDA data

Student Data: Assessments

- State and federally required assessment information
- (STAAR) current and longitudinal results, including all versions
- STAAR End-of-Course current and longitudinal results, including all versions
- STAAR released test questions
- STAAR EL progress measure data
- Postsecondary college, career or military-ready graduates
- Advanced Placement (AP) and/or International Baccalaureate (IB) assessment data
- SAT and/or ACT assessment data
- PSAT
- Student failure and/or retention rates
- Local benchmark or common assessments data
- Running Records results
- Observation Survey results
- Istation Indicators of Progress (ISIP) reading assessment data for Grades PK-2
- Prekindergarten Self-Assessment Tool
- Texas approved PreK - 2nd grade assessment data

Student Data: Student Groups

- Male / Female performance, progress, and participation data
- Special education/non-special education population including discipline, progress and participation data
- Migrant/non-migrant population including performance, progress, discipline, attendance and mobility data
- At-risk/non-at-risk population including performance, progress, discipline, attendance, and mobility data
- EL/non-EL or LEP data, including academic achievement, progress, support and accommodation needs, race, ethnicity, gender, etc.

- Career and Technical Education (CTE) data, including coherent sequence coursework aligned with the industry-based certifications, program growth and student achievement by race, ethnicity, gender, etc.
- Section 504 data
- Homeless data
- Gifted and talented data
- Dyslexia Data
- Response to Intervention (RtI) student achievement data
- Dual-credit and/or college prep course completion data

Student Data: Behavior and Other Indicators

- Completion rates and/or graduation rates data
- Annual dropout rate data
- Attendance data
- Mobility rate, including longitudinal data
- Discipline records
- Violence and/or violence prevention records
- Tobacco, alcohol, and other drug-use data
- Student surveys and/or other feedback
- Class size averages by grade and subject
- School safety data
- Enrollment trends

Employee Data

- Professional learning communities (PLC) data
- Staff surveys and/or other feedback
- Teacher/Student Ratio
- State certified and high quality staff data
- Campus leadership data
- Campus department and/or faculty meeting discussions and data
- Professional development needs assessment data
- Evaluation(s) of professional development implementation and impact
- TTESS data

Parent/Community Data

- Parent engagement rate







Support Systems and Other Data

- Organizational structure data
- Processes and procedures for teaching and learning, including program implementation
- Communications data
- Budgets/entitlements and expenditures data
- Study of best practices

Goals







Goal 1: Tornillo ISD will ensure that the performance on all STAAR/ EOC subjects will be at the meets level by incrementally increasing at a rate of 6% per year from 31% in 2019 to 48% by 2024.

Performance Objective 1: ELAR STAAR/EOC results for 2022 will indicate a 12 percent increase from 31% in 2019 for all students at the meets performance level

Strategy 1 Details	Reviews			
Strategy 1: Provide teachers with research based programs and technology resources to support content acceleration. Strategy's Expected Result/Impact: Monitoring and evaluating programs such as Istation, Lexia, Rosetta Stone, Nearpod, Renaissance, AVID and TEKS resource system. Implementation will Improve reading levels, improve STAAR scores, decrease learning gap. Staff Responsible for Monitoring: District Academic Coordinator, Instructional support, Instructional specialist Schoolwide and Targeted Assisted Title I Elements: 2.4, 2.5, 2.6 Funding Sources: - 199: PIC 11 Instructional, - 211 Title I, Part A Improving Basic Programs, - 289 Title IV - \$10,000	Formative			Summative
	Oct	Jan	Mar	June
				
Strategy 2 Details	Reviews			
Strategy 2: Provide teachers and admin access to curriculum, assessment, and data desegregation resources. Strategy's Expected Result/Impact: Monitor and evaluate implementation of TEKS resource system, Eduphoria, lead4ward, and new textbook adoption materials. Implementation will Improve reading levels, improve STAAR scores, decrease learning gap. Staff Responsible for Monitoring: District Academic Coordinator, Instructional support, Instructional specialist Schoolwide and Targeted Assisted Title I Elements: 2.4, 2.6 Funding Sources: - 199: PIC 11 Instructional, - 211 Title I, Part A Improving Basic Programs	Formative			Summative
	Oct	Jan	Mar	June
				
<div>  No Progress  Accomplished  Continue/Modify  Discontinue </div>				


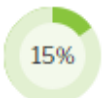




Goal 1: Tornillo ISD will ensure that the performance on all STAAR/ EOC subjects will be at the meets level by incrementally increasing at a rate of 6% per year from 31% in 2019 to 48% by 2024.

Performance Objective 2: Math STAAR/EOC results for 2022 will indicate a 10 percent increase from 35% in 2019 for all students at the meets performance level

Strategy 1 Details	Reviews			
Strategy 1: Provide teachers with research based programs and technology resources to support content acceleration. Strategy's Expected Result/Impact: Monitoring and evaluating programs such as Istation, iXL, Nearpod, Motivational Math, Lone Star, AVID, IFL, and TEKS resource system. Implementation will improve STAAR scores, decrease learning gap. Staff Responsible for Monitoring: District Academic Coordinator, Instructional support, Instructional specialist Schoolwide and Targeted Assisted Title I Elements: 2.4, 2.5, 2.6 Funding Sources: - 199: PIC 11 Instructional, - 211 Title I, Part A Improving Basic Programs	Formative			Summative
	Oct	Jan	Mar	June
				
Strategy 2 Details	Reviews			
Strategy 2: Provide teachers and admin access to curriculum, assessment, and data desegregation resources. Strategy's Expected Result/Impact: Monitor and evaluate implementation of TEKS resource system, Eduphoria, IFL, lead4ward, and adoption materials. Implementation will improve STAAR scores, decrease learning gap. Staff Responsible for Monitoring: District Academic Coordinator, Instructional support, Instructional specialist Schoolwide and Targeted Assisted Title I Elements: 2.4, 2.5, 2.6 Funding Sources: - 199: PIC 11 Instructional, - 211 Title I, Part A Improving Basic Programs	Formative			Summative
	Oct	Jan	Mar	June
				
<div>  No Progress  Accomplished  Continue/Modify  Discontinue </div>				







Goal 1: Tornillo ISD will ensure that the performance on all STAAR/ EOC subjects will be at the meets level by incrementally increasing at a rate of 6% per year from 31% in 2019 to 48% by 2024.

Performance Objective 3: Writing STAAR results for 2022 will indicate a 12 percent increase from 30% in 2019 for all students at the meets performance level

Strategy 1 Details	Reviews			
Strategy 1: Provide teachers with research based programs and technology resources to support content acceleration. Strategy's Expected Result/Impact: Monitoring and evaluating programs such as Nearpod, Lead4ward, AVID and adoption materials. Implementation will improve writing levels, STAAR scores, and decrease learning gap. Staff Responsible for Monitoring: District Academic Coordinator, Instructional support, Instructional specialist Schoolwide and Targeted Assisted Title I Elements: 2.4, 2.5, 2.6 Funding Sources: - 199: PIC 11 Instructional, - 211 Title I, Part A Improving Basic Programs	Formative			Summative
	Oct	Jan	Mar	June
				
Strategy 2 Details	Reviews			
Strategy 2: Provide teachers and admin access to curriculum, assessment, and data desegregation resources. Strategy's Expected Result/Impact: Monitor and evaluate implementation of AVID, TEKS resource system, Eduphoria, lead4ward, and new textbook adoption materials. Implementation will Improve writing levels, improve STAAR scores, decrease learning gap Staff Responsible for Monitoring: District Academic Coordinator, Instructional support, Instructional specialist Schoolwide and Targeted Assisted Title I Elements: 2.4, 2.5, 2.6 Funding Sources: - 199: PIC 11 Instructional, - 211 Title I, Part A Improving Basic Programs	Formative			Summative
	Oct	Jan	Mar	June
				
<div>  No Progress  Accomplished  Continue/Modify  Discontinue </div>				







Goal 1: Tornillo ISD will ensure that the performance on all STAAR/ EOC subjects will be at the meets level by incrementally increasing at a rate of 6% per year from 31% in 2019 to 48% by 2024.

Performance Objective 4: Science STAAR/EOC results for 2022 will indicate a 10 percent increase from 35% in 2019 for all students at the meets performance level

Strategy 1 Details	Reviews			
Strategy 1: Provide teachers with research based programs and technology resources to support content acceleration. Strategy's Expected Result/Impact: Monitoring and evaluating programs such as AVID, PLTW, Nearpod, Lead4ward, adoption materials and STEM Scopes. Implementation will improve STAAR scores, and decrease learning gap. Staff Responsible for Monitoring: District Academic Coordinator, Instructional support, Instructional specialist Schoolwide and Targeted Assisted Title I Elements: 2.4, 2.5, 2.6 Funding Sources: - 199: PIC 11 Instructional, - 211 Title I, Part A Improving Basic Programs	Formative			Summative
	Oct	Jan	Mar	June
				
Strategy 2 Details	Reviews			
Strategy 2: Provide teachers and admin access to curriculum, assessment, and data desegregation resources. Strategy's Expected Result/Impact: Monitor and evaluate implementation of AVID, PLTW, TEKS resource system, Eduphoria, lead4ward, adoption materials, and STEM Scopes. Implementation will Improve writing levels, improve STAAR scores, decrease learning gap Staff Responsible for Monitoring: District Academic Coordinator, Instructional support, Instructional specialist Schoolwide and Targeted Assisted Title I Elements: 2.4, 2.5, 2.6 Funding Sources: - 199: PIC 11 Instructional, - 211 Title I, Part A Improving Basic Programs	Formative			Summative
	Oct	Jan	Mar	June
				
<div>  No Progress  Accomplished  Continue/Modify  Discontinue </div>				



Goal 1: Tornillo ISD will ensure that the performance on all STAAR/ EOC subjects will be at the meets level by incrementally increasing at a rate of 6% per year from 31% in 2019 to 48% by 2024.




Performance Objective 5: Social Studies STAAR/EOC results for 2022 will indicate a 12 percent increase from 28% in 2019 for all students at the meets performance level.






Strategy 1 Details	Reviews			
Strategy 1: Provide teachers with research based programs and technology resources to support content acceleration. Strategy's Expected Result/Impact: Monitoring and evaluating programs such as AIVD, Nearpod, Lead4ward, adoption materials and Studies Weekly. Implementation will improve STAAR scores, and decrease learning gap. Staff Responsible for Monitoring: District Academic Coordinator, Instructional support, Instructional specialist Schoolwide and Targeted Assisted Title I Elements: 2.4, 2.5, 2.6 Funding Sources: - 199: PIC 11 Instructional, - 211 Title I, Part A Improving Basic Programs	Formative			Summative
	Oct	Jan	Mar	June
				
Strategy 2 Details	Reviews			
Strategy 2: Provide teachers and admin access to curriculum, assessment, and data desegregation resources. Strategy's Expected Result/Impact: Monitor and evaluate implementation of AVID, TEKS resource system, Eduphoria, lead4ward, adoption materials and Studies Weekly. Implementation will Improve writing levels, improve STAAR scores, decrease learning gap Staff Responsible for Monitoring: District Academic Coordinator, Instructional support, Instructional specialist Schoolwide and Targeted Assisted Title I Elements: 2.4, 2.5, 2.6 Funding Sources: - 199: PIC 11 Instructional, - 211 Title I, Part A Improving Basic Programs	Formative			Summative
	Oct	Jan	Mar	June
				
<div>  No Progress  Accomplished  Continue/Modify  Discontinue </div>				

Goal 1: Tornillo ISD will ensure that the performance on all STAAR/ EOC subjects will be at the meets level by incrementally increasing at a rate of 6% per year from 31% in 2019 to 48% by 2024.

Performance Objective 6: TISD will implement multiple reading initiatives to include requirements that adopt K-3 phonics curriculum that uses systematic direct instruction, incorporate the use of integrated reading instruments, and prioritize the placement of highly effective teachers in K-3 as set by House Bill 3



Strategy 1 Details	Reviews			
Strategy 1: Provide teachers with research based programs and technology resources to support content acceleration. Strategy's Expected Result/Impact: Monitoring and evaluating programs such as Lexia, AVID, Istation, Johnny Can Spell, Nearpod, Renaissance, and TEKS resource system. Implementation will Improve reading levels, and improve number of students that are at reading at grade level. Staff Responsible for Monitoring: District Academic Coordinator, Instructional support, Instructional specialist Schoolwide and Targeted Assisted Title I Elements: 2.4, 2.5, 2.6 Funding Sources: - 199: PIC 11 Instructional, - 211 Title I, Part A Improving Basic Programs, - 199:PIC 30 State Compensatory Education (SCE)	Formative			Summative
	Oct	Jan	Mar	June
				
Strategy 2 Details	Reviews			
Strategy 2: Provide teachers and admin access to curriculum, assessment, and data desegregation resources. Strategy's Expected Result/Impact: Monitor and evaluate implementation of AVID, Lexia, TEKS resource system, Eduphoria, lead4ward, and new textbook adoption materials. Use of phonics curriculum that uses systematic direct instruction in Reading K-3. Implementation will Improve reading levels decrease learning gap and improve students reading at grade level Staff Responsible for Monitoring: District Academic Coordinator, Instructional support, Instructional specialist Schoolwide and Targeted Assisted Title I Elements: 2.4, 2.5, 2.6 Funding Sources: - 199: PIC 11 Instructional, - 199:PIC 30 State Compensatory Education (SCE), - 211 Title I, Part A Improving Basic Programs	Formative			Summative
	Oct	Jan	Mar	June
				



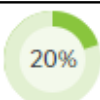




Strategy 3 Details	Reviews			
Strategy 3: Provide professional opportunities to staff and administrators on tier 1 instructional practices. Strategy's Expected Result/Impact: Monitor and evaluate the implementation of AVID, ELD, and Tier 1 practices. Implementation will improve reading levels, decrease learning gap. Attendance Sign-In Sheets, Number of professional development attended, Walk-through of training implementation, Increase students reading at grade level Staff Responsible for Monitoring: District Academic Coordinator, Instructional support, Instructional specialist Schoolwide and Targeted Assisted Title I Elements: 2.4, 2.5, 2.6	Formative			Summative
	Oct	Jan	Mar	June
				
Strategy 4 Details	Reviews			
Strategy 4: Include time for PLCs in master schedules to allow collaboration between teachers and administrators Strategy's Expected Result/Impact: Sign-in sheets and agendas. Student work and assessments. Minutes taken and professional development presentation materials. Schedules Staff Responsible for Monitoring: District Academic Coordinator, Compliance officer, Administrator Schoolwide and Targeted Assisted Title I Elements: 2.4, 2.5, 2.6	Formative			Summative
	Oct	Jan	Mar	June
				
Strategy 5 Details	Reviews			
Strategy 5: Allow teachers, staff, and admin to attend local, regional, state, and national conferences for professional learning and certification opportunities Strategy's Expected Result/Impact: Teacher success rate and retention of Highly Qualified Teacher. Implementation of training content in the classroom. Implementation of training content at the department, campus, or district level. Staff Responsible for Monitoring: District Instructional Coordinator, Instructional support	Formative			Summative
	Oct	Jan	Mar	June
				
Strategy 6 Details	Reviews			
Strategy 6: Ensure that not later than the 2022-2023 school year, each classroom teacher in K-3 and each principal at a campus with K-3 has attended a teacher literacy achievement academy Strategy's Expected Result/Impact: Monitor and evaluate the implementation of the literacy achievement	Formative			Summative
	Oct	Jan	Mar	June

<p>academy. Implementation will improve reading levels, decrease learning gap. Attendance Sign-In Sheets, Number of professional development attended, Walk-through of training implementation, Increase students reading at grade level</p> <p>Staff Responsible for Monitoring: District Academic Coordinator, Instructional support, Instructional specialist</p> <p>Schoolwide and Targeted Assisted Title I Elements: 2.4, 2.5, 2.6</p> <p>Funding Sources: - 199: PIC 11 Instructional, - 199:PIC 30 State Compensatory Education (SCE), - 211 Title I, Part A Improving Basic Programs, - 255 Title II, Part A, TPTR</p>				
<div><div> No Progress</div><div> Accomplished</div><div> Continue/Modify</div><div> Discontinue</div></div>				

Goal 1: Tornillo ISD will ensure that the performance on all STAAR/ EOC subjects will be at the meets level by incrementally increasing at a rate of 6% per year from 31% in 2019 to 48% by 2024.

Performance Objective 7: TISD will implement a framework that supports students in K-3 Math and will improve the number of students performing at grade level.

Strategy 1 Details	Reviews			
Strategy 1: Provide teachers with research based programs and technology resources to support content acceleration. Strategy's Expected Result/Impact: Monitoring and evaluating programs such as AVID, Nearpod, Motivational Math, Lone Star, and TEKS resource system. Monitor and evaluate the Guided Math framework. Implementation will decrease learning gap and improve the number of students performing at grade level. Staff Responsible for Monitoring: District Academic Coordinator, Instructional support, Instructional specialist Schoolwide and Targeted Assisted Title I Elements: 2.4, 2.5, 2.6 Funding Sources: - 199: PIC 11 Instructional, - 199:PIC 30 State Compensatory Education (SCE), - 211 Title I, Part A Improving Basic Programs	Formative			Summative
	Oct	Jan	Mar	June
				
Strategy 2 Details	Reviews			
Strategy 2: Provide teachers and admin access to curriculum, assessment, and data desegregation resources. Strategy's Expected Result/Impact: Monitor and evaluate implementation of AVID, TEKS resource system, Eduphoria, lead4ward, and adoption materials. Implementation will decrease learning gap and improve the number of students performing at grade level. Staff Responsible for Monitoring: District Academic Coordinator, Instructional support, Instructional specialist Schoolwide and Targeted Assisted Title I Elements: 2.4, 2.5, 2.6 Funding Sources: - 199: PIC 11 Instructional, - 199:PIC 30 State Compensatory Education (SCE), - 211 Title I, Part A Improving Basic Programs	Formative			Summative
	Oct	Jan	Mar	June
				


Strategy 3 Details	Reviews			
Strategy 3: Provide professional opportunities to staff and administrators on tier 1 instructional practices. Strategy's Expected Result/Impact: Monitor and evaluate the implementation of AVID and Tier 1 practices. Implementation will decrease learning gap and improve the number of students performing at grade level. Attendance Sign-In Sheets, Number of professional development attended, Walk-through of training implementation. Staff Responsible for Monitoring: District Academic Coordinator, Instructional support, Instructional specialist Schoolwide and Targeted Assisted Title I Elements: 2.4, 2.5, 2.6 Funding Sources: - 199: PIC 11 Instructional, - 199:PIC 30 State Compensatory Education (SCE), - 211 Title I, Part A Improving Basic Programs, - 255 Title II, Part A, TPTR	Formative			Summative
	Oct	Jan	Mar	June
				
Strategy 4 Details	Reviews			
Strategy 4: Include time for PLCs in master schedules to allow collaboration between teachers and administrators Strategy's Expected Result/Impact: Sign-in sheets and agendas. Student work and assessments. Minutes taken and professional development presentation materials. Schedules Staff Responsible for Monitoring: District Academic Coordinator, Instructional support, Instructional specialist Schoolwide and Targeted Assisted Title I Elements: 2.4, 2.5, 2.6 Funding Sources: - 199 General Fund	Formative			Summative
	Oct	Jan	Mar	June
				
Strategy 5 Details	Reviews			
Strategy 5: Allow teachers, staff, and admin to attend local, regional, state, and national conferences for professional learning and certification opportunities Strategy's Expected Result/Impact: Teacher success rate and retention of Highly Qualified Teacher. Implementation of training content in the classroom. Implementation of training content at the department, campus, or district level. Staff Responsible for Monitoring: District Academic Coordinator, Instructional support, Instructional specialist Schoolwide and Targeted Assisted Title I Elements: 2.4, 2.5, 2.6 Funding Sources: - 199: PIC 11 Instructional, - 199:PIC 30 State Compensatory Education (SCE), - 211 Title I, Part A Improving Basic Programs, - 255 Title II, Part A, TPTR	Formative			Summative
	Oct	Jan	Mar	June
				
<div>  No Progress  Accomplished  Continue/Modify  Discontinue </div>				



Goal 1: Tornillo ISD will ensure that the performance on all STAAR/ EOC subjects will be at the meets level by incrementally increasing at a rate of 6% per year from 31% in 2019 to 48% by 2024.







Performance Objective 8: TISD will utilize and expect campuses to implement the Effective School Framework in Effort to Achieve the Student Outcome Goals Identified by the Needs Assessment.

Targeted or ESF High Priority

Evaluation Data Sources: Needs Assessment, TAPR Report, ESF Self-Assessment, LSG Goal Assessment & Development

Strategy 1 Details	Reviews			
Strategy 1: Strong School Leadership & Planning: -Placement of most effective school leaders in highest needed schools -Addresses the unique needs of low-performing schools -Ongoing Coaching and Support for Campus Leaders -Provide adequate funding & sufficient control over budget to access resources to implement CIP's & HQ Instruction to meet student needs -Protect school instructional leadership time -Remove barriers to ensure campus success -Policies and practices prioritize instructional leadership -Provide effective governance to support and promote student outcomes -Include time for PLCs in master schedules to allow collaboration between teachers and administrators Strategy's Expected Result/Impact: Campus Instructional Leaders will have evidence of each of the essential actions, the development process, monitoring of implementation and outcomes. TPESS, Instructional Rounds Campus Leader Feedback, TIP Progress Monitoring, use of iTEKSRS Staff Responsible for Monitoring: Superintendent, & District Academic Coordinator Schoolwide and Targeted Assisted Title I Elements: 2.5	Formative			Summative
	Oct	Jan	Mar	June
				

Strategy 2 Details	Reviews			
Strategy 2: Effective, Well-Supported Teachers: -Provide campus with control over teacher hiring and placement -Provide incentives for the strongest teachers to work in the lowest-performing schools -Recruit adequate numbers of qualified candidates -Have timely, efficient, and responsive hiring processes. -High need schools will be fully staffed by July 1 -Provide structures, processes, and supports for induction and development - Provide an evaluation system that identifies low and high performers and allow for opportunities to remove low performing staff -Allow teachers, staff, and admin to attend local, regional, state, and national conferences for professional learning and certification opportunities Strategy's Expected Result/Impact: Campus Instructional Leaders will have evidence of each of the essential actions, the development process, monitoring of implementation and outcomes. TPESS, Instructional Rounds Campus Leader Feedback, TIP Progress Monitoring Staff Responsible for Monitoring: Superintendent, & District Academic Coordinator Schoolwide and Targeted Assisted Title I Elements: 2.5 Funding Sources: - 255 Title II, Part A, TPTR	Formative			Summative
	Oct	Jan	Mar	June
				
Strategy 3 Details	Reviews			
Strategy 3: Positive School Culture: -Provide data system to track pertinent school culture data -Provide campuses with access to external student support services. -Ensure that campus buildings are well maintained, safe, and conducive to learning -Promote positive school culture Strategy's Expected Result/Impact: Campus Instructional Leaders will have evidence of each of the essential actions, the development process, monitoring of implementation and outcomes. TPESS, Instructional Rounds Campus Leader Feedback, TIP Progress Monitoring Staff Responsible for Monitoring: Superintendent, & District Academic Coordinator Schoolwide and Targeted Assisted Title I Elements: 2.5	Formative			Summative
	Oct	Jan	Mar	June
				



Strategy 4 Details	Reviews			
Strategy 4: High-Quality Curriculum: -Provide the campus with standards-aligned guaranteed and viable curriculum and scope and sequence -Proved access to assessments aligned to the standards and the expected level of rigor -The calendar shall include days for school-bares professional development activities that align with the assessment calendar an allow for data driven reflection -Policy will support the effective use of standards aligned GVC and assessments. -Facilitates access to instructional resources and professional development Strategy's Expected Result/Impact: Campus Instructional Leaders will have evidence of each of the essential actions, the development process, monitoring of implementation and outcomes. TPESS, Instructional Rounds Campus Leader Feedback, TIP Progress Monitoring, iTEKS RS Staff Responsible for Monitoring: Superintendent, & District Academic Coordinator Schoolwide and Targeted Assisted Title I Elements: 2.5 Funding Sources: - 255 Title II, Part A, TPTR	Formative			Summative
	Oct	Jan	Mar	June
				
Strategy 5 Details	Reviews			
Strategy 5: Effective Instruction: -Ensure access to high quality common formative assessment resources aligned to the state standard for all tested areas an PK-2 math reading -Ensure that school receive detailed reports with two instructional days. -Provide schools with access to student academic, behavioral, and on track to graduate data -Have effective systems for identifying and supporting struggling learners -Policies and practices will support effective instruction in schools -Provide professional opportunities to staff and administrators on tier 1 instructional practices. Strategy's Expected Result/Impact: Campus Instructional Leaders will have evidence of each of the essential actions, the development process, monitoring of implementation and outcomes. TPESS, Instructional Rounds Campus Leader Feedback, TIP Progress Monitoring, and implementation of AVID's best practices Staff Responsible for Monitoring: Superintendent, & District Academic Coordinator Schoolwide and Targeted Assisted Title I Elements: 2.5	Formative			Summative
	Oct	Jan	Mar	June
				
<div>  No Progress  Accomplished  Continue/Modify  Discontinue </div>				




Goal 2: Tornillo ISD will ensure that the percentage of seniors graduating College, Career, or Military ready will increase from 78% in 2019 to 90% by June 2024.


Performance Objective 1: Tornillo ISD will increase the number of eligible indicators in the Academic Achievement in Closing the Gaps Domain from 1 in 2019 to 14 by 2022.


Targeted or ESF High Priority







Evaluation Data Sources: State & Federal Accountability Closing The Gaps Domain, LSG Quarterly Progress Measure, RTI, 4 Weeks Data PLC's

Strategy 1 Details	Reviews			
Strategy 1: Dyslexia [TEC 11.252(a)(3)(B)(iv)]: Provide staff training in screening, identification, program service delivery to include resources/materials to implement, accommodate, and accelerate learning. Strategy's Expected Result/Impact: Increase identification of dyslexic students in the district. Staff training. Increased student reading level through BOY, MOY, EOY test results. Program progress monitoring data sheets. Staff Responsible for Monitoring: Special Ed./504 District Coordinator, Compliance Officer, Instructional Specialists, District Academic Coordinator Schoolwide and Targeted Assisted Title I Elements: 2.4, 2.5, 2.6 Problem Statements: Demographics 4 Funding Sources: - 199: PIC 37 Dyslexia	Formative			Summative
	Oct	Jan	Mar	June
				
Strategy 2 Details	Reviews			
Strategy 2: Accelerated Education [TEC 11.252(c)(3)(H)]: Provide Title 1, State Compensatory, ESSR 2 and 3 personnel (Instructional Specialists, Instructional Aides, CIS,Tutors, At Risk Coordinator, and attendance officer), flex master schedule and acceleration courses (Super School, Coyote School, Credit Recovery), to include resources/materials to supplement, support, and intervene with EOC/SSI and Tier II & III At-Risk Students in each special populations and programs. Strategy's Expected Result/Impact: Improved student outcomes every 9 weeks and state assessments, personnel schedules, student rosters, 4 weeks progress monitoring reports, individual learning plans reviewed by RTI, CIS At-Risk Loads Staff Responsible for Monitoring: Compliance Officer, District Academic Coordinator, Campus Administrator, and Special Ed./504 Coordinator, Counselors, At-Risk District Coordinator Schoolwide and Targeted Assisted Title I Elements: 2.4, 2.5, 2.6 Funding Sources: - 211 Title I, Part A Improving Basic Programs, - 199:PIC 30 State Compensatory Education (SCE), - 282: ESSER III, - 281: ESSER II	Formative			Summative
	Oct	Jan	Mar	June
				

Strategy 3 Details	Reviews			
Strategy 3: Integration of technology in instructional and administrative programs [TEC 11.252(a)(3)(D)]: Provide technology professional development, devices, and interactive instructional programs (licenses) to supplement tiered instruction in a blended learning format for At-Risk students and special programs (intervention: academics, linguistic, social & emotional). Add Instructional technology specialist. Strategy's Expected Result/Impact: Improved LSG student outcomes on state and local assessments. Improved academic, linguistic, SEL as measured by mastery of TEKS, ELPS, CCRS lessons plans/informal assessments. Walk-throughs & Instructional Rounds. Staff Responsible for Monitoring: Technology Director, Instructional Specialists, Campus Administrators, District Academic Coordinator, Superintendent, Compliance Officer Schoolwide and Targeted Assisted Title I Elements: 2.4, 2.5, 2.6 Funding Sources: - 199:PIC 30 State Compensatory Education (SCE), - 211 Title I, Part A Improving Basic Programs	Formative			Summative
	Oct	Jan	Mar	June
				
Strategy 4 Details	Reviews			
Strategy 4: Strategies for Recruiting & Retaining Highly Effective Teachers: Provide competitive stipends for Bilingual, Special Education, ELAR, Science, CTE, Math, Teacher Leads and Masters/Doctoral Degreed teachers to include on-going specialized professional development and materials/resources that will help accelerate at-risk students academic, linguistic, and SEL achievement. Provide staff opportunities/grants to attain higher ed. certifications/degrees and dual credit accreditation. Strategy's Expected Result/Impact: Teacher Retention & Recruitment yearly trends reports, number of teachers taking advantage of grants to attain certification and/or degrees, leadership roles within grade level/department, filling vacancies before the first day of school, number of specialized training. Staff Responsible for Monitoring: HR/Compliance Officer, District Academic Coordinator, CTE Coordinator, Schoolwide and Targeted Assisted Title I Elements: 2.4, 2.5, 2.6 Funding Sources: - 270 Title V, RLIS, - 255 Title II, Part A, TPTR, - 199: PIC 11 Instructional	Formative			Summative
	Oct	Jan	Mar	June
				
Strategy 5 Details	Reviews			
Strategy 5: Staff Development for Professional Staff of the District [TEC 11.252(3)(F)]: Provide on-going professional development, food/drinks, travel, stipends (New Teacher Mentors), equipment, materials and resources to address At-Risk Students and Programs needs. Strategy's Expected Result/Impact: Attendance Sign-In Sheets, Number of professional development attended, Walk-through of training implementation, Increase student outcomes as progressed measured quarterly (LSG). Staff Responsible for Monitoring: Compliance Officer, District Academic Coordinator, Instructional Specialists, Campus Administrators, Sped/504 Coordinator, Tech. Director Schoolwide and Targeted Assisted Title I Elements: 2.4, 2.5, 2.6 Funding Sources: - 255 Title II, Part A, TPTR, - 263 Title III, LEP	Formative			Summative
	Oct	Jan	Mar	June
				

Strategy 6 Details	Reviews			
<p>Strategy 6: Gifted and Talented HB3: G/T program design services will be implemented as outlined in TEC 29.121 & The Texas State Plan for G/T Students:</p> <ul style="list-style-type: none"> -Identification -Professional Development & Certification -Curriculum & Instruction -Assessment -Parent/Community Involvement -Advisory Committee <p>Strategy's Expected Result/Impact: Quarterly Progress Measure of G.T Design Plan Implementation, Agendas, Calendars, Number of referrals & Identified G/T students, Professional Development , Lesson Plans, Surveys, Projects, Flex Master Schedules</p> <p>Staff Responsible for Monitoring: Compliance Officer, District Academic Coordinator, Instructional Specialists, Campus Administrators, Sped/504 Coordinator, Tech. Director, G.T Coordinator</p> <p>Schoolwide and Targeted Assisted Title I Elements: 2.4, 2.5, 2.6, 3.2</p> <p>Funding Sources: - 199: PIC 21 State Gifted & Talented</p>	Formative			Summative
	Oct	Jan	Mar	June
				

Strategy 7 Details	Reviews			
Strategy 7: Special Education Student Group: Provide, Support, Fund, & Implement the following to achieve successful student outcomes in special education in all Continuum of Services: -Professional Development (District, Local, State, & Out of State) -Technology & Licences, Materials, Resources, Field Experiences/work, Field Trips -Early Identification -Acceleration -Enrichment -Testing Materials -Parent Engagement -Curriculum & Instruction to advance Tier II & III Sped. Students in grade level standards & state assessments. -Sanitation/Cleaning products -Motivational/Reward items to improve desired behavior or work production as per IEP Strategy's Expected Result/Impact: Agendas, Sign-in Sheets, Staffing Data, LSG Quarterly Performance as measured by campus & district benchmarks & State Assessments, Schedules: (Instructional Aides, CIS, Co-Teachers) & annual ARD progress reports, RTI, Quarterly Identification numbers, Lesson Plans, Walk-Throughs of student impact. Identification process Staff Responsible for Monitoring: Compliance Officer, District Academic Coordinator, Instructional Specialists, Campus Administrators, Sped/504 Coordinator, Tech. Director Schoolwide and Targeted Assisted Title I Elements: 2.4, 2.5, 2.6, 3.1, 3.2 - Results Driven Accountability Problem Statements: Demographics 5 Funding Sources: - 199: PIC 23 State Special Education (Sp Ed), - 224 IDEA B, Formula SpEd, - 225 IDEA B, Preschool SpEd, - 199: PIC 38 CCMR	Formative			Summative
	Oct	Jan	Mar	June
				

Strategy 8 Details	Reviews			
Strategy 8: Economically Disadvantaged Student Group- Provide/Fund Plan, & Intervene Early in the following areas: -Early Education, Full Day Pre-Kindergarten -Child Find Services -Academic & SEL Acceleration through RTI -Nutrition: NSLP & Food Pantry -AVID Enrollment -Family Literacy Programs -Community Based Resources/Outreach: Health, Family- Texas Workforce Commission, WIC, DFPS, Child Care etc. -At Risk District Coordinator -Communities in Schools Personnel -Title 1 District Parent Liaison Strategy's Expected Result/Impact: Agendas, Sign-in Sheets, PEIMS Quarterly Data, Head Start & Pre-Kindergarten Enrollment, CNS Quarterly Participation, FASFA Completion, Academic Progress Monitoring Staff Responsible for Monitoring: Compliance Officer, Campus Administrators, Counselors, CIS, District Parent Liaison, PEIMS Specialist, District Academic Coordinator, Sped/504 Coordinator, At-Risk District Coordinator Schoolwide and Targeted Assisted Title I Elements: 2.4, 2.5, 2.6, 3.2 Funding Sources: - 199:PIC 30 State Compensatory Education (SCE)	Formative			Summative
	Oct	Jan	Mar	June
				
Strategy 9 Details	Reviews			
Strategy 9: At-Risk Students in Special Programs as Identified by PEIMS: 504, Foster Care, Migrant, Homeless, Pregnant/Parent, Previously Retained, Drop-Out, did not perform satisfactory in a readiness assessment and/or did not maintain a 70% in two or more subjects in foundation subjects. To receive compensatory and Accelerated Instruction via an individual action plan to be in place during school, extended day/week/year learning, and progress monitored. Provide Technology, Instructional Tech. Licenses, Food, Drinks, Clothing, Materials/Resources, Field Trips, Camps, Presenters, that will supplement Tier 1 & Tier II Instruction. Strategy's Expected Result/Impact: RTI Progress Monitoring every 4 weeks, Accelerated Instruction Lesson Plans & Walk-Throughs, Local & State Assessment Progress Measured, Monthly Related Services, Parent Engagement Activities, Home Visits, Purchases, yearly trainings Staff Responsible for Monitoring: Compliance Officer, District Academic Coordinator, Campus Administrator, PEIMS Officer, Counselors, Sped/504 Coordinator, Migrant Coordinator, CIS, & Teachers, At Risk District Coordinator Schoolwide and Targeted Assisted Title I Elements: 2.4, 2.5, 2.6, 3.2 Funding Sources: - 199:PIC 30 State Compensatory Education (SCE), - 211 Title I, Part A Improving Basic Programs, - 212 Title I, Part C Migrant Education	Formative			Summative
	Oct	Jan	Mar	June
				
<div>  No Progress  Accomplished  Continue/Modify  Discontinue </div>				


Performance Objective 1 Problem Statements:


Demographics
<p>Problem Statement 4: TISD is serving 1.15% in the Dyslexia Program which is below the estimated 20% population in the nation having dyslexia. Root Cause: Lack of response to intervention is contributing to overall low percent of students being served at TISD.</p> <p>Problem Statement 5: 9.80% is being served in Special Education, below the federal average of 14%. Root Cause: Lack of systems for early screening, response to intervention, assessment, and identification is contributing to overall low percent of students being served in Special Education in TISD.</p>


Goal 2: Tornillo ISD will ensure that the percentage of seniors graduating College, Career, or Military ready will increase from 78% in 2019 to 90% by June 2024.



Performance Objective 2: Tornillo ISD will continue to meet 3 out of the 3 indicators in the Graduation Status in the Closing the Gaps Domain.






Evaluation Data Sources: State & Federal Accountability Closing The Gaps Domain, LSG Quarterly Progress Measure, PEIMS Snapshot

Strategy 1 Details	Reviews			
<p>Strategy 1: Provide and Implement the Following Student Attendance Prevention Measures:</p> <ul style="list-style-type: none"> -Staff, Parent/Guardian, & Student Awareness on Impact on Student Outcomes, Texas Ed. Code & Texas Family Code -Monitoring Attendance Daily, Weekly & RTI/Attendance Committee Every 4 Weeks -Develop & Progress Monitor Individual Plans -Parent Communication -Home Visits -Find Leavers -Re-enroll drop outs -Provide academic acceleration -Provide opportunities to make up instructional time missed -Court Filing -Dropout prevention <p>Strategy's Expected Result/Impact: Audit reviews of individual plans, Review Attendance Reports, Campus Action Plans falling below 97%, Sign in Sheets, Trainings,</p> <p>Staff Responsible for Monitoring: Compliance Officer, District Academic Coordinator, Campus Administrators, PEIMS Coordinator, CIS, Counselors, Parent Liaison, Campus Attendance/RTI Committees, Attendance Officer, At Risk District Coordinator</p> <p>Schoolwide and Targeted Assisted Title I Elements: 2.4, 2.5, 2.6, 3.1, 3.2</p> <p>Funding Sources: - 211 Title I, Part A Improving Basic Programs, - 282: ESSER III</p>	Formative			Summative
	Oct	Jan	Mar	June
				

Strategy 2 Details	Reviews			
Strategy 2: Dropout reduction [TEC 11.255] Instructional methods for all student groups not achieving their full potential, [TEC 11.252(a)(3)(A)] & Student Retention: -Early Intervention & Accelerate Learning -Mentoring Program -Tutoring -Intensify Differentiated Learning -Create a High Expectations & Achieving Learning Environment -Rich & Engaging Curriculum -Hire well-trained staff & provide continuous professional development -Collaborate & Communicate often with Parent Strategy's Expected Result/Impact: Audit reviews of individual plans, Campus Action Plans when failure rates are higher than 30% on core subjects, K-3 Progress Monitor BOY, MOY, EOY reading & math results 90% must be on level. STAAR/ EOC results must be at 60% Meets and 30% Masters, Sign in Sheets, Trainings, Mentoring Plans Staff Responsible for Monitoring: Compliance Officer, District Academic Coordinator, Campus Administrators, PEIMS Coordinator, CIS, Counselors, Parent Liaison, Campus Attendance/RTI Committees, Sped/504 Coordinator, Attendance Officer, At Risk District Coordinator Schoolwide and Targeted Assisted Title I Elements: 2.4, 2.5, 2.6, 3.1, 3.2 Funding Sources: - 199:PIC 30 State Compensatory Education (SCE)	Formative			Summative
	Oct	Jan	Mar	June
				

Strategy 3 Details	Reviews			
<p>Strategy 3: Provide a safe and nurturing learning environment to all by providing a safe physical and digital Infrastructure, professional development/Training to Staff [TEC 11.252(3)(F)], Parents, and Students to include Resources/Materials, Curriculum, and Funds to address the following safety areas to include 24 hour access to Anonymous Alerts for the purpose of reporting incidents anonymously:</p> <p>Prevention Areas:</p> <ul style="list-style-type: none"> -Bullying [TEC 37.0832] -Cyber-bullying -Digital Citizenship -Sexual abuse, sex trafficking, and other maltreatment of children -Violence prevention programs [TEC 11.252(3)(B)(iii)] -Dating violence [TEC 37.0831] -Discipline management including unwanted physical or verbal aggression and sexual harassment [TEC 11.252(3)(E) and TEC 37.083(a)] -Conflict resolution programs [TEC 11.252(3)(B)(ii)] -Suicide prevention including a parental or guardian notification procedure [TEC 11.252(3)(B)(i)] -Social Emotional & Mental Health -Physical Health -Positive Character Traits -Bleeding Control Stations -CPR before Graduation -Sexual Harassment -Emergency Drills to include Active Shooter -Personal Protective Equipment (PPE) <p>Strategy's Expected Result/Impact: Title 1 Crate uploaded training sign-in sheets and agendas for parents, staff, and students. Documented classes/lesson on program delivered through the use of walk-through, class agendas, presentations, calendars, and/or schedules.</p> <p>Staff Responsible for Monitoring: Compliance Officer, Campus Administrators, and School Counselors, District Parent Liaison, CIS and Security Officers, At Risk District Coordinator</p> <p>Schoolwide and Targeted Assisted Title I Elements: 2.4, 2.5, 2.6, 3.2</p> <p>Funding Sources: - 211 Title I, Part A Improving Basic Programs, Personal Protective Equipment - 282: ESSER III</p>	Formative			Summative
	Oct	Jan	Mar	June
				

Strategy 4 Details	Reviews			
<p>Strategy 4: Provide supplemental funding for Fine Arts, UIL, Physical Education, and Enrichment Programs (via programs, extra duty pay, staff/student travel, field trips, equipment, general supplies, and summer camps) to support a well-rounded students and bridging this access towards college and avenues of higher learning.</p> <p>Strategy's Expected Result/Impact: Supplemental Materials/resources purchased for program, implementation of programs, awards, attendance rosters, professional development attended</p> <p>Staff Responsible for Monitoring: Compliance Officer, District Academic Coordinator, Campus Administrators, Specialty Coordinators, At Risk District Coordinator</p> <p>Schoolwide and Targeted Assisted Title I Elements: 2.4, 2.5, 2.6, 3.2</p> <p>Funding Sources: - 199: PIC 11 Instructional, - 181 Extra Curricular Activities, - 255 Title II, Part A, TPTR - \$8,000</p>	Formative			Summative
	Oct	Jan	Mar	June
				
Strategy 5 Details	Reviews			
<p>Strategy 5: HOPE- DAEP services will be provided as specified in [TAC 19 103.1201(b)].</p> <p>-Trained Staff (health & emergency situations, behavior management, safety procedures that focus on positive & proactive behavior management)</p> <p>-Academics: Individual Student Learning Plan</p> <p>-Social Skills: Social/Emotional Program, Problem Solving, Conflict Resolution, Anger Management, Diversity, Dating Violence</p> <p>-Procedures to report abuse, neglect, or exploitation</p> <p>-Transition procedures & plans</p> <p>Placement Prevention Strategies:</p> <p>-Restorative Practices</p> <p>-PBIS/SEL Program</p> <p>-Mentoring Program</p> <p>-Home & School Partnership</p> <p>-Counseling Sessions</p> <p>-Drug & Tobacco Prevention</p> <p>-Anger Management</p> <p>-Student Code of Conduct Awareness</p> <p>-Safety workshops/ training's & Awareness</p> <p>Strategy's Expected Result/Impact: Student Attendance & Grade Records, pre- and post- assessment results, drop out rates, graduation rates, recidivism rates, transition plans, training/workshop agendas/sign-in sheets,</p> <p>Staff Responsible for Monitoring: Compliance Officer, District Academic Coordinator, PEIMS Coordinator, Campus Administrators, Counselors, CIS, At-Risk District Coordinator</p> <p>Schoolwide and Targeted Assisted Title I Elements: 2.4, 2.5, 2.6, 3.2</p> <p>Funding Sources: - 199: PIC 28 DAEP</p>	Formative			Summative
	Oct	Jan	Mar	June
				


Strategy 6 Details	Reviews			
Strategy 6: To provide tools to facilitate the strategic planning process to improve student performance and ensure compliance with State and Federal laws. Strategy's Expected Result/Impact: A tool to keep District and Campus Improvement Plans stored. Required documentation will be uploaded and stored in Title I Crate. Staff Responsible for Monitoring: District Academic Coordinator, Compliance Director, Administrators Funding Sources: - 211 Title I, Part A Improving Basic Programs, - 199:PIC 30 State Compensatory Education (SCE)	Formative			Summative
	Oct	Jan	Mar	June
	 30%			
<div>  No Progress  Accomplished  Continue/Modify  Discontinue </div>				



Goal 2: Tornillo ISD will ensure that the percentage of seniors graduating College, Career, or Military ready will increase from 78% in 2019 to 90% by June 2024.



Performance Objective 3: Tornillo ISD will increase the number of eligible indicators in the English Language Proficiency Status in Closing the Gaps Domain from 0 in 2019 to 1 by 2022.






Targeted or ESF High Priority

Evaluation Data Sources: State & Federal Accountability Closing the Gap Domain, LSG Quarterly Progress Measure, TELPAS, LPAC Quarterly Monitoring

Strategy 1 Details	Reviews			
Strategy 1: Implement, Support, & Progress Monitor the Dual Language One-Way/ESL Program Model as specified in DLI program effectiveness rubric: -Teacher Certification -Language Allocation -Program Duration -Program Language & Literacy -Program Content -Program Culture Strategy's Expected Result/Impact: Implementation will improve from an overall category score of 3 to 6-8 by MOY and 9-11 by EOY. Staff Responsible for Monitoring: Compliance Officer, District Academic Coordinator, Instructional Specialists, and Campus Administrators Schoolwide and Targeted Assisted Title I Elements: 2.4, 2.5, 2.6 Funding Sources: - 199: PIC 25 State Bilingual/ESL, - 263 Title III, LEP	Formative			Summative
	Oct	Jan	Mar	June
				

Strategy 2 Details	Reviews			
Strategy 2: Staff development for professional staff of the district [TEC 11.252(3)(F)]-Implement, Support, & Progress Monitor Program Staffing & Staff Development: -Recruitment -Assignment -Retention -General Ed. Coordination -Special Program Coordination -Professional Development Plan Strategy's Expected Result/Impact: Implementation will improve from an overall category score 7 to 8 by MOY and 9-15 by EOY. Improvement of PK-5 Dual Language Program implementation Staff Responsible for Monitoring: Compliance Officer, Asst. Superintendent, Instructional Specialists, Campus Administrators Schoolwide and Targeted Assisted Title I Elements: 2.4, 2.5, 2.6 Funding Sources: - 199: PIC 25 State Bilingual/ESL, - 263 Title III, LEP	Formative			Summative
	Oct	Jan	Mar	June
				
Strategy 3 Details	Reviews			
Strategy 3: Instructional Design- Implement, Support, & Progress Monitor Lesson Planning & Curriculum: -Curriculum Standards -Lesson Objectives -Language Usage -Differentiated Instruction & Data Analysis, -Classroom Assessments -State Assessments & Progress Monitoring Strategy's Expected Result/Impact: Implementation will improve from an overall category score of 3 to 8 by MOY and 9-15 by EOY. Classroom/District Assessments, STAAR & TELPAS results LPAC & RTI Student Quarterly Progress Monitoring TEKS Academy Artifacts & Lesson Planning, Walkthroughs, Instructional Rounds Staff Responsible for Monitoring: Compliance Officer, District Academic Coordinator, Instructional Specialists, Campus Administrators Schoolwide and Targeted Assisted Title I Elements: 2.4, 2.5, 2.6 Funding Sources: - 199: PIC 25 State Bilingual/ESL, - 263 Title III, LEP	Formative			Summative
	Oct	Jan	Mar	June
				

Strategy 4 Details	Reviews			
Strategy 4: Instructional Design-Implement, Support Purchases, & Progress Monitor Methods and Resources: -Culturally Responsive Teaching -Content-Based Instruction -Authentic Bi-literacy Inst. -Resources -Sheltered Methods: Communicated, Sequenced, & Scaffolded Strategy's Expected Result/Impact: Implementation will improve from an overall category score of 6 to 9 at MOY and 10-17 by EOY. Leader DL Walk-Throughs, Instructional Rounds, ELD Block, Lesson Plans Improved Student Outcomes on State/Local Assessments Inventory of PK-12 DL resources Staff Responsible for Monitoring: Compliance Officer, District Academic Coordinator, Instructional Specialists, Campus Administrators Schoolwide and Targeted Assisted Title I Elements: 2.4, 2.5, 2.6 Problem Statements: Demographics 2 - Student Learning 7 Funding Sources: - 199: PIC 25 State Bilingual/ESL, - 263 Title III, LEP, Summit K12 - 282: ESSER III	Formative			Summative
	Oct	Jan	Mar	June
				
Strategy 5 Details	Reviews			
Strategy 5: Implement, Support Purchases, and Progress Monitor DLI/ESL Family and Community Engagement in the following areas: -Communication -Culture & Climate -Parent, Family, & Community Engagement Activities Strategy's Expected Result/Impact: Implementation will improve from an overall category score of 4 to 7 by MOY and 10-15 by EOY. Agendas, Calendar of Events, Sign in Sheets, Program Staff, Student, Parents/Family/Community Surveys. 1st ELL Parent Night. Staff Responsible for Monitoring: Compliance Officer, Asst. Superintendent, Instructional Specialists, Campus Administrators Schoolwide and Targeted Assisted Title I Elements: 2.5, 3.1, 3.2 Funding Sources: - 199: PIC 25 State Bilingual/ESL, - 263 Title III, LEP	Formative			Summative
	Oct	Jan	Mar	June
				

Strategy 6 Details	Reviews			
Strategy 6: Identification and Placement, Implementation, Support Program & Purchases, and Progress Monitor Accelerated and Transition for Bilingual/ESL Students: -K-1 LEP Extended Year Program -Headstart to Kinder Transition -Academic and Linguistic Acceleration Strategy's Expected Result/Impact: Identification, placement, and reclassification testing materials to comply with LPAC requirements Improved student outcomes as progressed measured quarterly on campus/district assessments and annual state assessments. Extended day/week/year acceleration participation student attendance rosters In school acceleration personnel (CIS, At-Risk Inst. Aides, Inst. Specialists) schedules Scheduled transition activities for Headstart at EOY Staff Responsible for Monitoring: Compliance Officer, District Academic Coordinator, Instructional Specialists, Campus Administrators Schoolwide and Targeted Assisted Title I Elements: 2.4, 2.5, 2.6 Funding Sources: - 199: PIC 25 State Bilingual/ESL, - 263 Title III, LEP	Formative			Summative
	Oct	Jan	Mar	June
				
<div>  No Progress  Accomplished  Continue/Modify  Discontinue </div>				



Performance Objective 3 Problem Statements:



Demographics
Problem Statement 2: Minimal completion of the criteria needed to exit the bilingual ESL program. Root Cause: Professional development, planning of ELP's and sheltered instruction lesson development, delivery, and progress monitoring to address language acquisition for ELL identified students has been identified as a high priority.
Student Learning
Problem Statement 7: The overall 2019 TELPAS averages decreased from 1.8 to 1.6 in K-2nd and decreased from a 2.7 to 2.57 in 3rd-12th. Root Cause: Instructional rounds and lesson reviews have yield a lack of K-12 ELPS and Sheltered Instruction Strategies across the content areas.







Goal 2: Tornillo ISD will ensure that the percentage of seniors graduating College, Career, or Military ready will increase from 78% in 2019 to 90% by June 2024.

Performance Objective 4: Tornillo ISD will continue to meet 4 out of the 4 indicators in the College, Career and Military Readiness in the Closing the Gaps Domain.

Evaluation Data Sources: State & Federal Accountability Closing the Gap Domain, PEIMS Snapshot, BOY CCMR Enrollment Numbers, End of semester/year earned certifications

Strategy 1 Details	Reviews			
Strategy 1: Integration of technology in instructional and administrative programs [TEC 11.252(a)(3)(D)]: Provide technology professional development, devices, infrastructure, and interactive instructional programs (licenses) to staff and students to provide the tools necessary to apply CTE blended teaching and learning program expectations. Strategy's Expected Result/Impact: CTE Technology funding allocations and expenditures. Lesson Plan and walk-throughs indication of planned and applied technology devices and application/creation of programs/projects. Awarded Certifications Staff Responsible for Monitoring: Compliance Officer, District Academic Coordinator, Instructional Specialists, Campus Administrators, CTE Coordinator, Counselors Schoolwide and Targeted Assisted Title I Elements: 2.4, 2.5, 2.6 Funding Sources: - 199: PIC 11 Instructional	Formative			Summative
	Oct	Jan	Mar	June
				
Strategy 2 Details	Reviews			
Strategy 2: Strategies for recruiting highly effective teachers: -Competitive CTE Stipends -Small Class Sizes -Grow our Own: Opportunities to attain CTE certifications -Reimburse cost of approved CTE certification after verification of passing exam Strategy's Expected Result/Impact: Class Rosters, Stipends awarded yearly, number of CTE Teachers certifying in additional areas, CTE course offerings, Attended Job Fairs, Social Media Postings Staff Responsible for Monitoring: Compliance Officer, District Academic Coordinator, Instructional Specialists, Campus Administrators, CTE Coordinator, Counselors Schoolwide and Targeted Assisted Title I Elements: 2.4, 2.5	Formative			Summative
	Oct	Jan	Mar	June
				

Strategy 3 Details	Reviews			
Strategy 3: Provide career education, training, and resources to assist students in developing the knowledge, skills, and competencies necessary for a broad range of career opportunities [TEC 11.252(3)(G)]: K-12th Grade -AVID -PLTW -Naviance -CCMR District Wide Fairs -Nearpod: Common Sense Media -Fine Arts -Field Trips -Presenters -Pathways embedded practices and skills -Promotional Awareness Resources & Materials -CCMR Goal Setting PK-12 Strategy's Expected Result/Impact: Meet the annual CCMR enrollment and certification goals, College/Career/Military culture/mindset, schedules, event calendars, classes Staff Responsible for Monitoring: Compliance Officer, District Academic Coordinator, Instructional Specialists, Campus Administrators, CTE Coordinator, Counselors Schoolwide and Targeted Assisted Title I Elements: 2.4, 2.5, 2.6 Funding Sources: - 289 Title IV, - 211 Title I, Part A Improving Basic Programs	Formative			Summative
	Oct	Jan	Mar	June
				
Strategy 4 Details	Reviews			
Strategy 4: Provide on-going sources of information in various platforms to junior high and high school students, teachers, counselors, and parents on higher education admissions and financial aid [TEC 11.252(c)(4)(A-D)] -FASFA Nights -Texas Grant Program -Scholarships -College Sign-Up Day -College/CTE Visits/Presenters -Military Strategy's Expected Result/Impact: 100% FASFA Completion, Scholarships Awarded, College/CTE/Military enrollment, and agendas/calendars of higher ed. presenters and/or campus visits, Sign in Sheets for parents/family/community engagement training's/information events Staff Responsible for Monitoring: Compliance Officer, District Academic Coordinator, Instructional Specialists, Campus Administrators, CTE Coordinator, Counselors Schoolwide and Targeted Assisted Title I Elements: 2.4, 2.5, 2.6	Formative			Summative
	Oct	Jan	Mar	June
				

Strategy 5 Details	Reviews			
Strategy 5: Prepare and support/guide students to make informed curriculum choices to be prepared for success beyond high school by -CTE Certifications and Degrees -Dual Credit/Early College Associates Degree -Military -TSI -SAT/ACT -Pre-AP/AP Classes -AVID -Naviance Strategy's Expected Result/Impact: Student Audit Cards, Number of student taking SAT/ACT exams, students enrolled in AVID/CTE/ ECHS/Dual Credit Staff Responsible for Monitoring: Compliance Officer, District Academic Coordinator, Instructional Specialists, Campus Administrators, CTE Coordinator, Counselors Schoolwide and Targeted Assisted Title I Elements: 2.4, 2.5, 2.6	Formative			Summative
	Oct	Jan	Mar	June
				
Strategy 6 Details	Reviews			
Strategy 6: Provide on-going staff development for professional staff of the district [TEC 11.252(3)(F)] in CCMR fields of study, skill sets to lesson plan and deliver CCRS Standards based lessons, and improve teacher pedagogy in their respective field and skills sets. Strategy's Expected Result/Impact: Professional Development Sign-in Sheets, Certificates, Lesson Plans, Walk-Throughs, Instructional Rounds, Student artifacts indicative of application of CCRS, TTESS, Staff Responsible for Monitoring: Compliance Officer, District Academic Coordinator, Instructional Specialists, Campus Administrators, CTE Coordinator, Counselors Schoolwide and Targeted Assisted Title I Elements: 2.4, 2.5, 2.6	Formative			Summative
	Oct	Jan	Mar	June
				
<div>  No Progress  Accomplished  Continue/Modify  Discontinue </div>				

Goal 3: Tornillo ISD in collaboration with the Board of Trustees will engage students, families, teachers/staff, and community members/partners in education in different platforms to carry out the district's vision towards achieving student outcome goals.





Performance Objective 1: Tornillo ISD will offer programs and activities to involve parents and family members, and seek meaningful consultation with parents.

Targeted or ESF High Priority

Evaluation Data Sources: Event agendas, sign-in sheets

Strategy 1 Details	Reviews			
Strategy 1: To develop along/evaluate with parents a written parent and family engagement policy. Strategy's Expected Result/Impact: Parents will be engage in providing feedback for the family engagement policy. Staff Responsible for Monitoring: Parent Liaison, District Administrators, Compliance Director Schoolwide and Targeted Assisted Title I Elements: 3.1, 3.2 Funding Sources: - 211 Title I, Part A Improving Basic Programs	Formative			Summative
	Oct	Jan	Mar	June
Strategy 2 Details	Reviews			
Strategy 2: Purchase and implement scientifically research-based programs, materials, books, and other resources in support of Parent Liaison activities meant to increase campus parental involvement Strategy's Expected Result/Impact: Parents will be educated with the latest in research-based information to help them make better educational decisions for their children Staff Responsible for Monitoring: Parent Liaison, Compliance Director Schoolwide and Targeted Assisted Title I Elements: 3.1, 3.2 Funding Sources: - 211 Title I, Part A Improving Basic Programs	Formative			Summative
	Oct	Jan	Mar	June





Strategy 3 Details	Reviews			
Strategy 3: To build district and school's capacity to engage families to participate in social, cultural, and educational events. Strategy's Expected Result/Impact: Offer opportunities for parents to participate in school events such as coffee with the principal, Evening with the Superintendent, Grandparents celebration, regional parent involvement conference, district EL parent conference, local parent conferences, luminarias, district wide events etc. Tornillo ISD will offer a Parent Resource Center within the district's facilities Staff Responsible for Monitoring: Parent Liaison, District Administrators, Compliance Director Schoolwide and Targeted Assisted Title I Elements: 3.1, 3.2 Funding Sources: - 211 Title I, Part A Improving Basic Programs, - 263 Title III, LEP, - 281: ESSER II	Formative			Summative
	Oct	Jan	Mar	June
Strategy 4 Details	Reviews			
Strategy 4: Reserve at least 1% of its Title I funds to support parent and family engagement activities; involve parents in deciding how to use those funds. Strategy's Expected Result/Impact: Reserve funds to secure a Parent Liaison position to ensure that parent, families and communities are continuously engaged and participating in district related activities. Title I funds are distributed to all campuses as well. Staff Responsible for Monitoring: District Administrators, Finance Director, Compliance Director Schoolwide and Targeted Assisted Title I Elements: 3.1, 3.2 Funding Sources: - 211 Title I, Part A Improving Basic Programs	Formative			Summative
	Oct	Jan	Mar	June
Strategy 5 Details	Reviews			
Strategy 5: Communities in Schools (CIS) workers to promote parent and family engagement activities, provide academic assistance to selected groups of at-risk students, and assist students and their families with social services/referrals where needed. Strategy's Expected Result/Impact: Increase in parental and family engagement at campuses; increase in student academic performance (grades, STAAR results, attendance) Staff Responsible for Monitoring: Campus Principals, Compliance Director, Communities in Schools, Schoolwide and Targeted Assisted Title I Elements: 2.4, 2.5, 2.6, 3.1, 3.2 Funding Sources: - 199:PIC 30 State Compensatory Education (SCE)	Formative			Summative
	Oct	Jan	Mar	June

Strategy 6 Details	Reviews			
Strategy 6: All campus communication will be sent home in the appropriate language to the degree possible Strategy's Expected Result/Impact: Parent will be informed of activities and events and more willing to participate. Staff Responsible for Monitoring: Campus Principals, CIS Schoolwide and Targeted Assisted Title I Elements: 2.5, 2.6, 3.1 Funding Sources: - 211 Title I, Part A Improving Basic Programs	Formative			Summative
	Oct	Jan	Mar	June
Strategy 7 Details	Reviews			
Strategy 7: Continue working in partnership with El Paso Community College (EPCC) to facilitate GED and English classes for parents. Strategy's Expected Result/Impact: Offer opportunities for parents to improve their quality of life to increase their potential to support their children's education. Staff Responsible for Monitoring: Parent Liaison, Compliance Director Schoolwide and Targeted Assisted Title I Elements: 3.1, 3.2 Funding Sources: - 270 Title V, RLIS, - 211 Title I, Part A Improving Basic Programs, - 263 Title III, LEP	Formative			Summative
	Oct	Jan	Mar	June
Strategy 8 Details	Reviews			
Strategy 8: Parent Liaison will coordinate with other Federal and State programs, including preschool programs to reach out to every parent subpopulation in the district. Strategy's Expected Result/Impact: Parents of every subpopulation will be integrated in the parent, family and community engagement plan. Staff Responsible for Monitoring: District administrators, Parent Liaison, Compliance Director. Schoolwide and Targeted Assisted Title I Elements: 2.5, 2.6 Funding Sources: - 211 Title I, Part A Improving Basic Programs	Formative			Summative
	Oct	Jan	Mar	June
<div>  No Progress  Accomplished  Continue/Modify  Discontinue </div>				

Goal 3: Tornillo ISD in collaboration with the Board of Trustees will engage students, families, teachers/staff, and community members/partners in education in different platforms to carry out the district's vision towards achieving student outcome goals.

Performance Objective 2: Tornillo ISD will build capacity for parental involvement.

Strategy 1 Details	Reviews			
Strategy 1: To offer assistance to parents in understanding the education system and the state standards and how to support their children's achievement. Strategy's Expected Result/Impact: Parent will learn how to read and understand the state standards. They will be provided with strategies on how to support their children in areas of need. Staff Responsible for Monitoring: Campus Administrators, Parent Liaison, Instructional Team. Schoolwide and Targeted Assisted Title I Elements: 3.1, 3.2 Funding Sources: - 211 Title I, Part A Improving Basic Programs	Formative			Summative
	Oct	Jan	Mar	June
Strategy 2 Details	Reviews			
Strategy 2: Provide information to teachers, principals, and other staff members, with the assistance of parents, in how to reach out to, communicate with, and work with parents as equal partners, implement and coordinate parent programs, and build ties between parents and schools. Strategy's Expected Result/Impact: Parents will be acknowledged and empowered as an essential part of education. Staff Responsible for Monitoring: Parent Liaison, Campus Administrators, Compliance Director Schoolwide and Targeted Assisted Title I Elements: 3.1, 3.2 Funding Sources: - 211 Title I, Part A Improving Basic Programs	Formative			Summative
	Oct	Jan	Mar	June
Strategy 3 Details	Reviews			
Strategy 3: To provide a variety of materials and training to help parents work with their children in different areas to include wellness, nutrition and academics. Strategy's Expected Result/Impact: Instructional materials will be available for students at home. Parent will know how to use them to help their children make better educational and healthy decisions. Staff Responsible for Monitoring: Parent Liaison, Campus and District Administrators, Compliance Director Schoolwide and Targeted Assisted Title I Elements: 3.1, 3.2 Funding Sources: - 211 Title I, Part A Improving Basic Programs	Formative			Summative
	Oct	Jan	Mar	June

Strategy 4 Details	Reviews			
Strategy 4: Use multiple and appropriate methods of communication and engagement to reach all stakeholders to gain meaningful input, participation, partnerships and shared responsibilities for student success. Strategy's Expected Result/Impact: Stakeholders surveys are administered and analysis is provided to District Leadership Team. Staff Responsible for Monitoring: Parent Liaison, District Administrators, Compliance Director Schoolwide and Targeted Assisted Title I Elements: 3.1, 3.2 Funding Sources: - 211 Title I, Part A Improving Basic Programs	Formative			Summative
	Oct	Jan	Mar	June
<div>  No Progress  Accomplished  Continue/Modify  Discontinue </div>				

District Funding Summary

181 Extra Curricular Activities					
Goal	Objective	Strategy	Resources Needed	Account Code	Amount
2	2	4			\$0.00
Sub-Total					\$0.00
Budgeted Fund Source Amount					\$10.00
+/- Difference					\$10.00
199 General Fund					
Goal	Objective	Strategy	Resources Needed	Account Code	Amount
1	7	4			\$0.00
Sub-Total					\$0.00
Budgeted Fund Source Amount					\$10.00
+/- Difference					\$10.00
199: PIC 11 Instructional					
Goal	Objective	Strategy	Resources Needed	Account Code	Amount
1	1	1			\$0.00
1	1	2			\$0.00
1	2	1			\$0.00
1	2	2			\$0.00
1	3	1			\$0.00
1	3	2			\$0.00
1	4	1			\$0.00
1	4	2			\$0.00
1	5	1			\$0.00
1	5	2			\$0.00
1	6	1			\$0.00
1	6	2			\$0.00
1	6	6			\$0.00
1	7	1			\$0.00
1	7	2			\$0.00

199: PIC 11 Instructional					
Goal	Objective	Strategy	Resources Needed	Account Code	Amount
1	7	3			\$0.00
1	7	5			\$0.00
2	1	4			\$0.00
2	2	4			\$0.00
2	4	1			\$0.00
Sub-Total					\$0.00
Budgeted Fund Source Amount					\$10.00
+/- Difference					\$10.00
199: PIC 21 State Gifted & Talented					
Goal	Objective	Strategy	Resources Needed	Account Code	Amount
2	1	6			\$0.00
Sub-Total					\$0.00
Budgeted Fund Source Amount					\$10.00
+/- Difference					\$10.00
199: PIC 22 State Career & Technical Education (CT					
Goal	Objective	Strategy	Resources Needed	Account Code	Amount
					\$0.00
Sub-Total					\$0.00
Budgeted Fund Source Amount					\$10.00
+/- Difference					\$10.00
199: PIC 23 State Special Education (Sp Ed)					
Goal	Objective	Strategy	Resources Needed	Account Code	Amount
2	1	7			\$0.00
Sub-Total					\$0.00
Budgeted Fund Source Amount					\$10.00
+/- Difference					\$10.00
199: PIC 28 DAEP					
Goal	Objective	Strategy	Resources Needed	Account Code	Amount
2	2	5			\$0.00
Sub-Total					\$0.00

199: PIC 28 DAEP					
Goal	Objective	Strategy	Resources Needed	Account Code	Amount
Budgeted Fund Source Amount					\$10.00
+/- Difference					\$10.00
199:PIC 30 State Compensatory Education (SCE)					
Goal	Objective	Strategy	Resources Needed	Account Code	Amount
1	6	1			\$0.00
1	6	2			\$0.00
1	6	6			\$0.00
1	7	1			\$0.00
1	7	2			\$0.00
1	7	3			\$0.00
1	7	5			\$0.00
2	1	2			\$0.00
2	1	3			\$0.00
2	1	8			\$0.00
2	1	9			\$0.00
2	2	2			\$0.00
2	2	6			\$0.00
3	1	5			\$0.00
Sub-Total					\$0.00
Budgeted Fund Source Amount					\$10.00
+/- Difference					\$10.00
199: PIC 32					
Goal	Objective	Strategy	Resources Needed	Account Code	Amount
					\$0.00
Sub-Total					\$0.00
Budgeted Fund Source Amount					\$10.00
+/- Difference					\$10.00
199: PIC 35					
Goal	Objective	Strategy	Resources Needed	Account Code	Amount
					\$0.00

199: PIC 35					
Goal	Objective	Strategy	Resources Needed	Account Code	Amount
Sub-Total					\$0.00
Budgeted Fund Source Amount					\$10.00
+/- Difference					\$10.00
199: PIC 25 State Bilingual/ESL					
Goal	Objective	Strategy	Resources Needed	Account Code	Amount
2	3	1			\$0.00
2	3	2			\$0.00
2	3	3			\$0.00
2	3	4			\$0.00
2	3	5			\$0.00
2	3	6			\$0.00
Sub-Total					\$0.00
Budgeted Fund Source Amount					\$10.00
+/- Difference					\$10.00
211 Title I, Part A Improving Basic Programs					
Goal	Objective	Strategy	Resources Needed	Account Code	Amount
1	1	1			\$0.00
1	1	2			\$0.00
1	2	1			\$0.00
1	2	2			\$0.00
1	3	1			\$0.00
1	3	2			\$0.00
1	4	1			\$0.00
1	4	2			\$0.00
1	5	1			\$0.00
1	5	2			\$0.00
1	6	1			\$0.00
1	6	2			\$0.00
1	6	6			\$0.00
1	7	1			\$0.00

211 Title I, Part A Improving Basic Programs					
Goal	Objective	Strategy	Resources Needed	Account Code	Amount
1	7	2			\$0.00
1	7	3			\$0.00
1	7	5			\$0.00
2	1	2			\$0.00
2	1	3			\$0.00
2	1	9			\$0.00
2	2	1			\$0.00
2	2	3			\$0.00
2	2	6			\$0.00
2	4	3			\$0.00
3	1	1			\$0.00
3	1	2			\$0.00
3	1	3			\$0.00
3	1	4			\$0.00
3	1	6			\$0.00
3	1	7			\$0.00
3	1	8			\$0.00
3	2	1			\$0.00
3	2	2			\$0.00
3	2	3			\$0.00
3	2	4			\$0.00
Sub-Total					\$0.00
Budgeted Fund Source Amount					\$10.00
+/- Difference					\$10.00
212 Title I, Part C Migrant Education					
Goal	Objective	Strategy	Resources Needed	Account Code	Amount
2	1	9			\$0.00
Sub-Total					\$0.00
Budgeted Fund Source Amount					\$10.00
+/- Difference					\$10.00

224 IDEA B, Formula SpEd					
Goal	Objective	Strategy	Resources Needed	Account Code	Amount
2	1	7			\$0.00
Sub-Total					\$0.00
Budgeted Fund Source Amount					\$10.00
+/- Difference					\$10.00
225 IDEA B, Preschool SpEd					
Goal	Objective	Strategy	Resources Needed	Account Code	Amount
2	1	7			\$0.00
Sub-Total					\$0.00
Budgeted Fund Source Amount					\$10.00
+/- Difference					\$10.00
244 Perkins Career & Technical Education					
Goal	Objective	Strategy	Resources Needed	Account Code	Amount
					\$0.00
Sub-Total					\$0.00
Budgeted Fund Source Amount					\$10.00
+/- Difference					\$10.00
255 Title II, Part A, TPTR					
Goal	Objective	Strategy	Resources Needed	Account Code	Amount
1	6	6			\$0.00
1	7	3			\$0.00
1	7	5			\$0.00
1	8	2			\$0.00
1	8	4			\$0.00
2	1	4			\$0.00
2	1	5			\$0.00
2	2	4			\$8,000.00
Sub-Total					\$8,000.00
Budgeted Fund Source Amount					\$10.00
+/- Difference					-\$7,990.00

263 Title III, LEP					
Goal	Objective	Strategy	Resources Needed	Account Code	Amount
2	1	5			\$0.00
2	3	1			\$0.00
2	3	2			\$0.00
2	3	3			\$0.00
2	3	4			\$0.00
2	3	5			\$0.00
2	3	6			\$0.00
3	1	3			\$0.00
3	1	7			\$0.00
Sub-Total					\$0.00
Budgeted Fund Source Amount					\$10.00
+/- Difference					\$10.00
289 Title IV					
Goal	Objective	Strategy	Resources Needed	Account Code	Amount
1	1	1			\$10,000.00
2	4	3			\$0.00
Sub-Total					\$10,000.00
Budgeted Fund Source Amount					\$10.00
+/- Difference					-\$9,990.00
461 Campus Activity Funds					
Goal	Objective	Strategy	Resources Needed	Account Code	Amount
					\$0.00
Sub-Total					\$0.00
Budgeted Fund Source Amount					\$10.00
+/- Difference					\$10.00
270 Title V, RLIS					
Goal	Objective	Strategy	Resources Needed	Account Code	Amount
2	1	4			\$0.00
3	1	7			\$0.00
Sub-Total					\$0.00

270 Title V, RLIS					
Goal	Objective	Strategy	Resources Needed	Account Code	Amount
Budgeted Fund Source Amount					\$10.00
+/- Difference					\$10.00
480: PLTW					
Goal	Objective	Strategy	Resources Needed	Account Code	Amount
					\$0.00
Sub-Total					\$0.00
Budgeted Fund Source Amount					\$10.00
+/- Difference					\$10.00
199: PIC 36 Early Education					
Goal	Objective	Strategy	Resources Needed	Account Code	Amount
					\$0.00
Sub-Total					\$0.00
Budgeted Fund Source Amount					\$10.00
+/- Difference					\$10.00
199: PIC 37 Dyslexia					
Goal	Objective	Strategy	Resources Needed	Account Code	Amount
2	1	1			\$0.00
Sub-Total					\$0.00
Budgeted Fund Source Amount					\$10.00
+/- Difference					\$10.00
199: PIC 38 CCMR					
Goal	Objective	Strategy	Resources Needed	Account Code	Amount
2	1	7			\$0.00
Sub-Total					\$0.00
Budgeted Fund Source Amount					\$10.00
+/- Difference					\$10.00
199: PIC 99 Undistributed					
Goal	Objective	Strategy	Resources Needed	Account Code	Amount
					\$0.00
Sub-Total					\$0.00

199: PIC 99 Undistributed					
Goal	Objective	Strategy	Resources Needed	Account Code	Amount
Budgeted Fund Source Amount					\$10.00
+/- Difference					\$10.00
281: ESSER II					
Goal	Objective	Strategy	Resources Needed	Account Code	Amount
2	1	2			\$0.00
3	1	3			\$0.00
Sub-Total					\$0.00
Budgeted Fund Source Amount					\$10.00
+/- Difference					\$10.00
282: ESSER III					
Goal	Objective	Strategy	Resources Needed	Account Code	Amount
2	1	2			\$0.00
2	2	1			\$0.00
2	2	3	Personal Protective Equipment		\$0.00
2	3	4	Summit K12		\$0.00
Sub-Total					\$0.00
Budgeted Fund Source Amount					\$10.00
+/- Difference					\$10.00
Grand Total Budgeted					\$280.00
Grand Total Spent					\$18,000.00
+/- Difference					-\$17,720.00